

# 2016 Men's Region 1 Championships

## Meet Results

Mar 14, 2016

Page: 1

Printed: 4/8/2016 8:49 PM

Men / 9 / 14 yrs

Session: 06

Judge's Signatures

Rank	Num	Name	Gym							AA
1	272	Riley Loos	Technique	14.800 1	13.400 1	14.100 1	14.100 1	13.800 2T	13.600 1	83.800 1
2	274	Jordan Williams	Liberty	14.450 2	13.100 6	12.850 5	13.850 2T	13.650 9T	12.900 4	80.800 2
3	280	Jason Duckering	CSC Great Oaks	13.750 5T	12.200 12T	12.400 9	13.750 5	13.600 11	12.850 5	78.550 3
4	322	Noah Sano	G.O. USA	13.500 11T	12.200 12T	13.600 2	12.850 14T	13.750 4T	12.400 11	78.300 4
5	321	Malcolm-Allen Baytop	G.O. USA	13.450 13	13.300 2	13.100 3	13.100 7	13.800 2T	10.700 36	77.450 5
6	275	Will Lavanakul	West Coast	13.100 18	13.250 3	12.000 15T	12.400 23	13.750 4T	12.750 7	77.250 6
7	318	Matthew Geuy	SCEGA	12.700 26T	12.450 10	12.250 11	13.850 2T	12.800 24T	13.100 2	77.150 7
8	320	Samuel Miller	G.O. USA	13.650 9	13.000 7	12.600 8	11.300 41	13.700 7T	12.800 6	77.050 8
9	324	Evan Bock	SCATS	11.750 40	12.950 8	12.800 6	12.550 21T	13.550 12	12.950 3	76.550 9
10	351	Jonah Kraenzel	Gym World Central	13.350 14	11.550 19	13.050 4	13.150 6	13.250 18T	12.000 15T	76.350 10
11	273	Kyle Burriss	CSC Race St.	13.050 19	13.200 4	11.850 20T	12.900 12T	12.900 21T	12.350 12	76.250 11
12	315	Joshua Montes	SCATS	13.750 5T	12.100 14	12.350 10	12.800 18	13.300 16T	11.900 18T	76.200 12
13	291	Myles Dimla	CSC Great Oaks	13.150 16T	12.850 9	11.850 20T	12.100 31	13.250 18T	12.450 10	75.650 13
14	270	Dimitri Gordillo Castellanos	International	13.850 4	11.200 22T	12.150 12T	12.850 14T	13.450 13	11.750 21	75.250 14
15	277	Tyler Cerezo	Technique	13.250 15	11.850 16	11.400 31	12.950 10T	13.850 1	11.650 23T	74.950 15
16	278	Yassin Tantawy	Liberty	12.950 21T	12.350 11	11.850 20T	12.000 32	13.700 7T	11.700 22	74.550 16
17	286	Eric Shebert	Elevate Gymnastics A	12.950 21T	11.600 18	11.550 27T	12.900 12T	13.300 16T	12.000 15T	74.300 17
18	250	Tristan Warburton	High Sierra	13.600 10	11.050 25T	11.300 32	12.300 26	13.100 20	12.550 9	73.900 18
19	289	Spencer Wong	Accel	13.500 11T	11.100 24	11.850 20T	13.800 4	12.450 36T	10.950 32	73.650 19
20	348	Brandon Rhode	Gym World Central	13.000 20	10.800 29	11.250 33	13.050 8	13.350 14T	12.150 14	73.600 20
21	317	Justin Delgado	Broadway	12.350 33	11.500 20	12.750 7	13.000 9	12.650 29T	11.050 31	73.300 21
22	316	Hunter Brunett	Victory	13.150 16T	10.850 28	11.900 19	11.950 33T	12.650 29T	12.700 8	73.200 22
23	325	Kai Takahashi	G.O. USA	12.500 31T	11.900 15	11.700 24T	12.850 14T	12.450 36T	11.550 27	72.950 23
24	288	Parker Calomiris	Top Squad	12.800 24	10.700 30T	11.450 29T	12.350 24T	13.750 4T	11.200 30	72.250 24

# 2016 Men's Region 1 Championships

## Meet Results







Mar 14, 2016

Page: 2

Printed: 4/8/2016 8:49 PM

Men / 9 / 14 yrs

Session: 06

Rank	Num	Name	Gym							AA
25	285	Kyle Shuttle	Accel	13.700 7T	8.750 45	11.700 24T	12.700 20	13.650 9T	10.900 33T	71.400 25
26	283	Rhett Miller	Gold Country	14.050 3	8.450 47	12.000 15T	11.700 38	13.350 14T	11.800 20	71.350 26
27	284	Cameron Anderson	Extreme	12.750 25	10.700 30T	12.150 12T	12.750 19	12.300 38T	10.450 37T	71.100 27
28	349	Devin Smith	USA Flairs	11.500 41	13.150 5	11.950 17T	12.250 27	12.700 26T	9.350 42	70.900 28
29	268	Sawyer Giampa	Stanford	12.250 34T	11.200 22T	10.750 37	12.550 21T	12.050 42	11.900 18T	70.700 29
30T	342	Jayden Paulino	HITS	12.850 23	9.850 38T	11.550 27T	11.250 42T	12.900 21T	12.200 13	70.600 30T
30T	350	Emmett Hough	Flagstaff	12.650 28T	10.350 34T	11.200 34	12.200 28T	12.600 33T	11.600 25T	70.600 30T
32	279	Jonas Ilao	Accel	12.700 26T	11.350 21	10.550 40T	11.450 39	12.900 21T	11.600 25T	70.550 32
33	252	Kalama Flagg	Deltchev	13.700 7T	8.900 43T	11.450 29T	12.850 14T	12.700 26T	10.450 37T	70.050 33
34	271	Brandon Garcia	Accel	8.850 46	10.350 34T	12.050 14	12.950 10T	12.800 24T	11.650 23T	68.650 34
35	346	Ryland Wilkins	Carter's Gymnastics	12.000 37	10.250 36	11.050 35	11.400 40	12.650 29T	10.900 33T	68.250 35
36	319	Matthew Lim	IEGA	12.650 28T	10.700 30T	10.600 38T	11.250 42T	11.750 46	11.250 28T	68.200 36
37	290	Nicky Lauber	Accel	11.850 38T	10.900 27	10.600 38T	11.200 46	12.650 29T	10.750 35	67.950 37
38	281	Casey Kwinn	Demaray's	12.250 34T	10.500 33	11.000 36	11.950 33T	12.300 38T	9.750 41	67.750 38
39	344	Bryce Suell	Arizona Olympians	12.600 30	9.500 42	10.550 40T	11.900 35	11.900 43T	11.250 28T	67.700 39
40	282	Tyler Egbert	Oroville	11.100 44	10.050 37	10.350 43	12.350 24T	11.800 45	12.000 15T	67.650 40
41	343	Zachary Townsend	USA Flairs	12.250 34T	9.800 40	11.950 17T	11.250 42T	12.700 26T	9.250 43	67.200 41
42	323	William Radding	GymJam	12.500 31T	11.050 25T	9.500 46	11.850 36	12.250 40T	8.950 46	66.100 42
43	287	Sage Caddenhead	CSC Race St.	11.150 43	8.600 46	11.600 26	11.250 42T	12.500 35	10.200 39T	65.300 43
44	251	Alden Cocanour	Gymnastics Nevada	11.850 38T	9.850 38T	9.750 45	12.200 28T	12.600 33T	9.000 45	65.250 44
45	345	Marcus Marquardt	Flagstaff	11.400 42	8.900 43T	10.500 42	11.800 37	12.250 40T	10.200 39T	65.050 45
46	269	Griffin Kennedy	Demaray's	10.850 45	9.650 41	9.900 44	12.200 28T	11.900 43T	9.100 44	63.600 46
47	313	Johnny Ringer	Azarian	0.000 47	11.650 17	0.000 47	0.000 47	0.000 47	0.000 47	11.650 47