

Region 1 Championships

Meet Results

Mar 30 - Apr 3, 2022

JN Qualifiers to Dev Nationals
 top 37 qualifiers
 top 2 Individual Event
 top 5 Region 1 Team







Rank	Num	Name	Gym	JE	R1 Team	AA							AA
1	207	Maxwell Odden	North Valley	JE			Diff: 4.300	4.200	4.200	4.800	4.200	4.000	
							Exec: 9.050	8.650	8.950	9.150	9.150	8.850	
							ND: -----	-----	-----	-----	-----	-----	
							Final: 13.350	12.850	13.150	13.950	13.350	12.850	79.500
							Place: 1	6	1	2	1	1	1
2	103	Brandon Dang	WCOGA	R1 Team			Diff: 4.000	5.600	3.400	4.000	3.800	3.300	
							Exec: 8.500	8.500	8.750	9.450	8.900	8.150	
							ND: -----	-----	-----	-----	-----	-----	
							Final: 12.500	14.100	12.150	13.450	12.700	11.450	76.350
							Place: 9*	1	16	5*	6T	20T	2
3	199	Tommy Gersbacher	YLGA	JE			Diff: 3.700	3.900	4.000	4.000	3.700	3.700	
							Exec: 7.900	9.300	8.600	8.550	9.200	8.400	
							ND: -----	-----	-----	-----	-----	-----	
							Final: 11.600	13.200	12.600	12.550	12.900	12.100	74.950
							Place: 43*	2	5*	35T	4T	4T	3
4	143	Tyler Burgess	Gymcats	R1 Team			Diff: 4.100	3.700	3.200	4.000	3.900	3.500	
							Exec: 8.300	8.550	8.550	9.450	9.000	8.600	
							ND: -----	-----	-----	-----	-----	-----	
							Final: 12.400	12.250	11.750	13.450	12.900	12.100	74.850
							Place: 14T	10	23*	5*	4T	4T	4
5	140	Lorenzo Diaz	Go For It USA	R1 Team			Diff: 4.200	4.000	3.600	4.000	3.500	3.300	
							Exec: 8.350	9.000	7.550	9.450	9.100	8.700	
							ND: -----	-----	-----	-----	-----	-----	
							Final: 12.550	13.000	11.150	13.450	12.600	12.000	74.750
							Place: 8	4	34T	5*	8*	6	5
6	166	Reece Landsperger	USA Youth Fitness	R1 Team			Diff: 3.700	3.500	3.700	4.800	4.300	4.000	
							Exec: 8.200	7.950	9.400	8.100	8.950	7.700	
							ND: -----	-----	-----	-----	-----	-----	
							Final: 11.900	11.450	13.100	12.900	13.250	11.700	74.300
							Place: 32T	24T	2	27	2	9T	6
7	99	David Ramirez	CCG	JE			Diff: 4.200	3.400	4.000	4.000	4.300	3.600	
							Exec: 7.900	9.550	8.550	9.450	7.200	8.100	
							ND: -----	-----	-----	-----	-----	-----	
							Final: 12.100	12.950	12.550	13.450	11.500	11.700	74.250
							Place: 25	5	7	5*	45T	9T	7
8	126	Zach Smollin	GO USA	R1 Team			Diff: 4.200	3.000	3.500	4.000	3.500	3.600	
							Exec: 9.050	8.450	8.850	9.300	8.900	7.450	
							ND: -----	-----	-----	-----	-----	-----	
							Final: 13.250	11.450	12.350	13.300	12.400	11.050	73.800
							Place: 2	24T	9	16	13T	29T	8
9	133	Misha Romo	SCATS				Diff: 3.800	3.500	4.000	4.000	4.000	2.900	
							Exec: 8.000	8.700	8.700	9.250	8.450	8.400	
							ND: -----	-----	-----	-----	-----	-----	
							Final: 11.800	12.200	12.700	13.250	12.450	11.300	73.700
							Place: 37*	11	4	17	12	23T	9
10	192	Zach Green	SBG	JE			Diff: 4.400	3.800	4.100	4.000	4.500	4.100	
							Exec: 7.150	7.400	8.100	9.600	8.700	7.700	
							ND: -----	-----	-----	-----	-----	-----	
							Final: 11.550	11.200	12.200	13.600	13.200	11.800	73.550
							Place: 47T	29T	14T	4	3	7T	10

Region 1 Championships

Meet Results

Mar 30 - Apr 3, 2022







Page: 2
 Printed: 4/2/2022 12:27:30 PM
 Men / 10 / 16 yrs., 17 yrs.
 Session: 02

Rank	Num	Name	Gym							AA
11	209	Dylan Weidknecht	North Valley	Diff: 4.300	3.400	3.600	4.000	3.900	3.400	
				Exec: 8.500	8.400	8.600	8.950	8.150	8.300	
				ND: ---	---	-0.300	---	---	---	
				Final: 12.800	11.800	11.900	12.950	12.050	11.700	73.200
				Place: 3	17T	20T	24*	29*	9T	11
12	228	Alex Istock	Bayshore Elite	Diff: 4.000	4.300	3.800	4.000	3.900	3.400	
				Exec: 8.500	8.300	7.650	9.150	8.150	8.250	
				ND: ---	---	-0.300	---	---	---	
				Final: 12.500	12.600	11.150	13.150	12.050	11.650	73.100
				Place: 9*	7	34T	18*	29*	14	12
13	246	Ethan Klein	VGA	Diff: 3.700	3.400	3.800	3.200	3.700	3.500	
				Exec: 8.450	7.500	8.600	9.550	8.650	8.650	
				ND: ---	---	---	---	---	---	
				Final: 12.150	10.900	12.400	12.750	12.350	12.150	72.700
				Place: 23T	37	8	30	16T	3	13
14	185	Niko Greenly	High Sierra	Diff: 4.100	3.600	4.000	4.000	3.600	2.700	
				Exec: 8.500	7.100	8.600	9.400	8.400	8.600	
				ND: ---	---	---	---	---	---	
				Final: 12.600	10.700	12.600	13.400	12.000	11.300	72.600
				Place: 7	40T	5*	11*	31	23T	14
15	195	Aaron Novick	SBG	Diff: 4.100	2.800	3.600	3.200	3.500	3.100	
				Exec: 8.200	9.350	8.650	9.500	9.000	7.450	
				ND: ---	---	---	---	---	---	
				Final: 12.300	12.150	12.250	12.700	12.500	10.550	72.450
				Place: 17T	12	13	31	10T	51T	15
16T	223	Morgan Stump	Gymnastics Zone	Diff: 3.900	3.000	3.000	4.000	2.900	3.100	
				Exec: 8.350	7.600	9.050	9.650	8.950	8.700	
				ND: ---	---	---	---	---	---	
				Final: 12.250	10.600	12.050	13.650	11.850	11.800	72.200
				Place: 19T	43T	17T	3	35T	7T	16T
16T	194	Kai Louie-Badua	SBG	Diff: 3.700	3.200	3.100	4.000	3.700	3.400	
				Exec: 9.000	7.800	8.200	9.450	8.450	8.200	
				ND: ---	---	---	---	---	---	
				Final: 12.700	11.000	11.300	13.450	12.150	11.600	72.200
				Place: 4T	34T	32T	5*	27T	15T	16T
18	128	Nicholas Amloyan	SCATS	Diff: 3.700	2.800	3.600	4.000	3.300	3.400	
				Exec: 8.750	9.000	8.600	9.100	8.300	7.650	
				ND: -0.100	---	---	---	---	---	
				Final: 12.350	11.800	12.200	13.100	11.600	11.050	72.100
				Place: 16	17T	14T	20	39*	29T	18
19	153	Nicholas Davisio	EGA	Diff: 3.700	3.600	3.900	4.000	3.500	3.500	
				Exec: 7.600	8.150	8.400	9.350	8.750	7.450	
				ND: ---	---	---	---	---	---	
				Final: 11.300	11.750	12.300	13.350	12.250	10.950	71.900
				Place: 55T	19	10T	13*	23	34T	19
20	232	Orion Darkes	Game Time	Diff: 4.000	3.700	4.000	3.200	4.000	3.500	
				Exec: 8.400	9.350	7.150	9.250	7.000	8.200	
				ND: ---	---	---	---	---	---	
				Final: 12.400	13.050	11.150	12.450	11.000	11.700	71.750
				Place: 14T	3	34T	38*	59T	9T	20

Region 1 Championships

Meet Results







Mar 30 - Apr 3, 2022

Rank	Num	Name	Gym							AA
21	136	Connor Linford	Clovis Academy	Diff: 3.700	3.400	3.600	4.000	3.400	3.200	
				Exec: 8.750	7.050	7.450	9.450	9.300	8.350	
				ND: ---	---	---	---	---	---	
				Final: 12.450	10.450	11.050	13.450	12.700	11.550	71.650
				Place: 13	49T	38T	5*	6T	19	21
22	226	Ryan Little	Accel	Diff: 3.600	3.500	3.400	1.600	3.300	3.400	
				Exec: 9.050	8.850	8.500	9.450	9.100	7.400	
				ND: ---	---	---	---	---	---	
				Final: 12.650	12.350	11.900	11.050	12.400	10.800	71.150
				Place: 6	8	20T	69	13T	40T	22
23	240	Max Morelos	Bakersfield	Diff: 3.900	3.000	4.000	2.400	3.500	2.600	
				Exec: 8.100	9.000	8.000	9.250	8.850	8.350	
				ND: ---	---	---	---	---	---	
				Final: 12.000	12.000	12.000	11.650	12.350	10.950	70.950
				Place: 29	14T	19	58	16T	34T	23
24	197	Deano Roberts	SBG	Diff: 4.400	3.800	3.700	4.000	3.800	2.500	
				Exec: 7.100	7.800	8.600	9.350	7.750	8.100	
				ND: ---	---	---	---	---	---	
				Final: 11.500	11.600	12.300	13.350	11.550	10.600	70.900
				Place: 50T	21T	10T	13*	44	48T	24
25	145	Brendan Friele	Gymcats	Diff: 4.200	3.500	3.600	4.000	3.400	2.800	
				Exec: 6.950	7.600	8.450	9.050	8.750	8.450	
				ND: ---	---	---	---	---	---	
				Final: 11.150	11.100	12.050	13.050	12.150	11.250	70.750
				Place: 58	31T	17T	21*	27T	25T	25
26	227	Alexei Tryshev	Accel	Diff: 3.700	3.600	3.300	4.000	3.300	3.500	
				Exec: 8.550	7.900	6.800	9.150	8.900	7.900	
				ND: -0.100	---	---	---	---	---	
				Final: 12.150	11.500	10.100	13.150	12.200	11.400	70.500
				Place: 23T	23	52T	18*	24T	22	26
27	180	Emilio Bracken Serra	Head Over Heels	Diff: 4.500	3.200	2.900	4.000	3.800	3.100	
				Exec: 8.200	7.900	7.050	8.950	8.600	7.900	
				ND: ---	---	---	---	---	---	
				Final: 12.700	11.100	9.950	12.950	12.400	11.000	70.100
				Place: 4T	31T	56T	24*	13T	31*	27
28	251	Nicolai Vazquez	GW	Diff: 3.500	2.400	3.200	3.200	3.500	3.100	
				Exec: 7.900	8.400	8.350	8.950	9.100	8.150	
				ND: ---	---	---	---	---	---	
				Final: 11.400	10.800	11.550	12.150	12.600	11.250	69.750
				Place: 52	38T	27	46*	8*	25T	28
29	150	Noah Pham	Seawind	Diff: 3.500	3.400	3.100	3.200	3.200	2.000	
				Exec: 8.000	8.650	8.000	8.800	9.000	8.800	
				ND: ---	---	---	---	---	---	
				Final: 11.500	12.050	11.100	12.000	12.200	10.800	69.650
				Place: 50T	13	37	51T	24T	40T	29
30T	200	Jaxon Williams	YLGA	Diff: 3.600	3.100	3.200	3.200	3.500	2.600	
				Exec: 8.350	8.900	9.100	8.950	7.750	7.350	
				ND: ---	---	---	---	---	---	
				Final: 11.950	12.000	12.300	12.150	11.250	9.950	69.600
				Place: 30T	14T	10T	46*	53	59	30T

Region 1 Championships

Meet Results







Mar 30 - Apr 3, 2022

Rank	Num	Name	Gym							AA
30T	112	Aathi Muthu	Cal Sports - South	Diff: 3.500	3.300	3.000	3.200	3.400	3.300	
				Exec: 8.800	8.650	7.200	9.450	8.500	7.300	
				ND: ---	---	---	---	---	---	
				Final: 12.300	11.950	10.200	12.650	11.900	10.600	69.600
				Place: 17T	16	50	32*	34	48T	30T
32	100	Neko Berrong	Davis Diamonds	Diff: 4.300	3.000	3.100	3.200	3.200	3.100	
				Exec: 7.550	7.500	8.700	9.200	8.750	7.800	
				ND: ---	---	---	---	---	---	
				Final: 11.850	10.500	11.800	12.400	11.950	10.900	69.400
				Place: 34T	48	22	41*	32T	38	32
33	151	Dillon Schaffer	Seawind	Diff: 3.700	2.800	3.100	4.000	3.300	2.300	
				Exec: 8.500	8.300	8.200	9.050	8.300	8.350	
				ND: ---	-0.300	-0.300	---	---	---	
				Final: 12.200	10.800	11.000	13.050	11.600	10.650	69.300
				Place: 21T	38T	40	21*	39*	46T	33
34	102	Alexander Miyamoto	Davis Diamonds	Diff: 3.500	3.200	2.800	3.200	3.200	2.900	
				Exec: 9.000	8.250	8.650	9.350	7.450	7.700	
				ND: ---	---	---	---	---	---	
				Final: 12.500	11.450	11.450	12.550	10.650	10.600	69.200
				Place: 9T	24T	29T	35*	65T	48T	34
35	208	Aaron Shreiner	North Valley	Diff: 3.600	2.200	3.400	3.200	2.900	2.900	
				Exec: 8.650	8.800	7.400	9.450	8.550	8.300	
				ND: ---	---	-0.300	---	---	---	
				Final: 12.250	11.000	10.500	12.650	11.450	11.200	69.050
				Place: 19T	34T	48	32*	48T	27	35
36	154	Ryan Jacobsen	EGA	Diff: 3.600	3.300	3.700	2.800	3.700	3.100	
				Exec: 8.450	7.300	8.050	8.500	8.600	7.900	
				ND: ---	---	---	---	---	---	
				Final: 12.050	10.600	11.750	11.300	12.300	11.000	69.000
				Place: 26*	43T	23T	64	21T	31*	36
37	184	Nicholas Troxell	Xtreme Gymnastics	Diff: 3.600	2.900	3.200	3.200	3.400	2.900	
				Exec: 8.000	7.350	7.700	9.600	8.450	8.100	
				ND: ---	---	---	---	---	---	
				Final: 11.600	10.250	10.900	12.800	11.850	11.000	68.400
				Place: 43T	52	42	28T	35T	31T	37
38	216	Franco Cachay	NCG	Diff: 4.000	2.300	2.700	3.200	3.200	2.500	
				Exec: 7.850	8.300	7.700	9.250	9.100	8.350	
				ND: -0.200	---	-0.300	---	---	---	
				Final: 11.650	10.600	10.100	12.450	12.300	10.850	67.950
				Place: 41T	43T	52*	38*	21T	39	38
39	104	Mark Davis	WCOGA	Diff: 3.700	3.900	4.000	3.200	3.300	2.900	
				Exec: 7.650	7.050	7.500	8.950	7.800	7.900	
				ND: ---	---	---	---	---	---	
				Final: 11.350	10.950	11.500	12.150	11.100	10.800	67.850
				Place: 53T	36	28	46*	56T	40*	39
40	171	Isaac Erickson	Aspire	Diff: 3.900	3.400	2.800	4.000	3.800	2.400	
				Exec: 6.500	6.500	9.100	9.400	8.550	7.400	
				ND: ---	---	-0.300	---	---	---	
				Final: 10.400	9.900	11.600	13.400	12.350	9.800	67.450
				Place: 66	57	26	11*	16T	61	40

Region 1 Championships

Meet Results







Mar 30 - Apr 3, 2022

Rank	Num	Name	Gym							AA
41T	236	Hendrix Leung		Diff: 3.600	2.900	2.400	3.200	3.400	3.200	
		Game Time		Exec: 8.150	8.200	6.850	8.350	8.950	8.400	
				ND: ---	---	-0.300	---	---	---	
				Final: 11.750	11.100	8.950	11.550	12.350	11.600	67.300
				Place: 40	31T	64	61	16T	15T	41T
41T	234	Gabriel Gavilan		Diff: 3.700	3.900	3.800	3.200	3.500	3.300	
		Game Time		Exec: 7.900	7.800	6.450	8.900	7.500	7.650	
				ND: ---	---	-0.300	---	---	---	
				Final: 11.600	11.700	9.950	12.100	11.000	10.950	67.300
				Place: 43*	20	56T	49	59T	34T	41T
43	250	Daniel Faigel	GW	Diff: 4.000	2.800	3.100	4.000	3.300	2.700	
				Exec: 8.200	5.450	8.300	8.950	8.450	7.850	
				ND: ---	---	---	---	---	---	
				Final: 12.200	8.250	11.400	12.950	11.750	10.550	67.100
				Place: 21T	65T	31	24*	37	51T	43
44	178	Evan Wenstad	GymJam	Diff: 4.400	3.200	2.700	4.000	3.900	3.600	
				Exec: 6.800	8.050	6.150	8.450	7.550	8.600	
				ND: -0.100	---	-0.300	---	---	---	
				Final: 11.100	11.250	8.550	12.450	11.450	12.200	67.000
				Place: 59T	27T	66	38T	48T	2	44
45	237	Ethan Rolandelli	Game Time	Diff: 3.700	3.100	2.900	3.200	3.400	2.800	
				Exec: 8.350	7.350	7.250	8.050	8.000	8.800	
				ND: ---	---	-0.300	---	---	---	
				Final: 12.050	10.450	9.850	11.250	11.400	11.600	66.600
				Place: 26T	49T	59T	65	50T	15T	45
46	156	Kelsey Watkins	EGA	Diff: 3.400	2.900	3.400	2.200	2.800	3.400	
				Exec: 8.150	8.300	7.050	9.200	8.800	7.250	
				ND: ---	---	-0.300	---	---	---	
				Final: 11.550	11.200	10.150	11.400	11.600	10.650	66.550
				Place: 47T	29T	51	62	39T	46T	46
47	190	Ido Abramitzky	SBG	Diff: 3.800	2.600	3.200	3.200	3.300	2.000	
				Exec: 8.400	5.650	8.550	9.200	8.200	8.700	
				ND: -0.300	---	---	---	---	---	
				Final: 11.900	8.250	11.750	12.400	11.500	10.700	66.500
				Place: 32T	65T	23*	41*	45T	44T	47
48	187	Kieran Cacciatore	South Coast	Diff: 3.900	3.900	3.300	4.000	3.800	2.900	
				Exec: 7.150	6.150	6.950	9.050	7.300	7.650	
				ND: ---	---	---	---	---	---	
				Final: 11.050	10.050	10.250	13.050	11.100	10.550	66.050
				Place: 62	56	49	21*	56T	51T	48
49	183	Owen Yee	Head Over Heels	Diff: 3.200	3.600	3.200	4.000	4.100	2.300	
				Exec: 8.650	5.900	7.850	8.300	7.850	6.900	
				ND: ---	---	---	---	---	---	
				Final: 11.850	9.500	11.050	12.300	11.950	9.200	65.850
				Place: 34T	60	38T	43T	32T	63	49
50	134	Bryson Brandon	Clovis Academy	Diff: 3.500	2.200	3.600	3.200	2.600	3.100	
				Exec: 7.800	7.000	7.050	8.400	8.800	8.500	
				ND: ---	---	---	---	---	---	
				Final: 11.300	9.200	10.650	11.600	11.400	11.600	65.750
				Place: 55T	62	45	59T	50T	15T	50

Region 1 Championships

Meet Results







Mar 30 - Apr 3, 2022

Rank	Num	Name	Gym							AA
51	175	Paul Acker	GymJam	Diff: 3.900	3.400	3.000	2.800	3.700	3.100	
				Exec: 7.200	6.400	7.550	9.100	7.400	8.050	
				ND: ---	---	---	---	---	---	
				Final: 11.100	9.800	10.550	11.900	11.100	11.150	65.600
				Place: 59T	58	46T	56*	56T	28	51
52	137	Eoin Hemenstall	Technique Gymnastics	Diff: 3.900	2.900	2.300	3.200	3.300	3.000	
				Exec: 8.600	5.800	7.550	9.350	7.650	7.950	
				ND: ---	---	---	---	---	---	
				Final: 12.500	8.700	9.850	12.550	10.950	10.950	65.500
				Place: 9T	64	59T	35*	62	34T	52
53	161	Alexander Trent	Broadway Gymnastics	Diff: 3.700	2.700	2.900	3.200	2.500	2.600	
				Exec: 8.150	7.500	8.850	9.450	7.900	6.200	
				ND: ---	---	-0.300	---	---	---	
				Final: 11.850	10.200	11.450	12.650	10.400	8.800	65.350
				Place: 34T	53T	29T	32*	68	68	53
54T	132	Elias Orlino	SCATS	Diff: 3.600	2.300	2.400	4.000	2.500	3.000	
				Exec: 8.200	5.000	7.650	9.350	8.850	8.450	
				ND: ---	---	-0.300	---	---	---	
				Final: 11.800	7.300	9.750	13.350	11.350	11.450	65.000
				Place: 37T	68	61	13*	52	20T	54T
54T	158	Ethan McCue	Broadway Gymnastics	Diff: 3.800	2.300	2.900	2.800	2.600	2.300	
				Exec: 7.550	8.400	6.650	9.100	9.000	7.900	
				ND: ---	---	-0.300	---	---	---	
				Final: 11.350	10.700	9.250	11.900	11.600	10.200	65.000
				Place: 53T	40T	63	56*	39T	57	54T
56	188	Gilberto Garcia	South Coast	Diff: 3.500	3.300	3.900	2.800	3.800	3.100	
				Exec: 7.700	6.050	7.400	8.800	7.900	6.800	
				ND: -0.100	---	---	---	---	---	
				Final: 11.100	9.350	11.300	11.600	11.700	9.900	64.950
				Place: 59T	61	32T	59T	38	60	56
57	169	William Mueller	Southwest	Diff: 3.000	2.300	2.900	2.200	2.200	2.200	
				Exec: 8.000	8.150	8.150	9.000	9.000	8.050	
				ND: ---	---	-0.300	---	---	---	
				Final: 11.000	10.450	10.750	11.200	11.200	10.250	64.850
				Place: 63	49T	43	66	54T	55*	57
58	186	Samuel Walker	Diamondback	Diff: 3.800	2.900	3.800	2.800	3.000	2.500	
				Exec: 6.500	8.350	6.900	9.500	7.800	6.500	
				ND: -0.100	---	---	---	---	---	
				Final: 10.200	11.250	10.700	12.300	10.800	9.000	64.250
				Place: 69	27T	44	43T	64	65	58
59	177	Alexander Vasquez	GymJam	Diff: 3.500	3.100	2.300	2.800	2.800	3.000	
				Exec: 7.050	7.450	7.400	9.200	7.850	7.500	
				ND: ---	---	---	---	---	---	
				Final: 10.550	10.550	9.700	12.000	10.650	10.500	63.950
				Place: 65	47	62	51T	65T	54	59
60	135	Caleb Gurman	Clovis Academy	Diff: 4.000	3.000	3.600	4.000	2.900	2.300	
				Exec: 7.950	7.100	4.700	8.800	8.600	6.650	
				ND: ---	---	-0.300	---	---	---	
				Final: 11.950	10.100	8.000	12.800	11.500	8.950	63.300
				Place: 30T	55	67	28T	45T	66	60

Region 1 Championships

Meet Results







Mar 30 - Apr 3, 2022

Rank	Num	Name	Gym							AA
61	174	Conner Weems	Aspire	Diff: 3.300	2.300	2.800	2.400	2.400	2.100	
				Exec: 7.100	7.900	8.450	8.700	8.100	6.950	
				ND: -0.100		-0.300				
				Final: 10.300	10.200	10.950	11.100	10.500	9.050	62.100
				Place: 67	53T	41	68	67	64	61
62	162	Sam Bishop	Old Pueblo	Diff: 3.300	2.100	2.700	2.400	2.500	2.400	
				Exec: 7.950	6.800	7.700	8.250	8.400	7.100	
				ND:		-0.300				
				Final: 11.250	8.900	10.100	10.650	10.900	9.500	61.300
				Place: 57	63	52*	70	63	62	62
63	219	Reinhardt Lotter	NCG	Diff: 3.300	2.300	2.800	2.200	3.300	2.900	
				Exec: 6.100	7.350	7.550	8.150	7.700	7.900	
				ND:		-0.300				
				Final: 9.400	9.650	10.050	10.350	11.000	10.800	61.250
				Place: 71	59	55	71	59T	40*	63
64	206	Jonathan Marriott	North Valley	Diff: 3.500	2.000	3.000	3.600	2.400	2.200	
				Exec: 7.200	5.050	7.850	8.400	8.800	8.050	
				ND:	-1.300	-0.300				
				Final: 10.700	5.750	10.550	12.000	11.200	10.250	60.450
				Place: 64	70	46T	51T	54T	55*	64
65	120	Harry Kim	EWG	Diff: 3.700	3.700	3.500	2.800	3.600	0.000	
				Exec: 7.850	6.900	9.250	9.150	8.750	0.000	
				ND:						
				Final: 11.550	10.600	12.750	11.950	12.350	0.000	59.200
				Place: 47T	43T	3	55	16T	69*	65
66	131	Wade Nelson	SCATS	Diff: 4.300	3.200	0.000	4.800	3.800	2.700	
				Exec: 7.300	7.500	0.000	9.400	8.400	7.600	
				ND:					-0.300	
				Final: 11.600	10.700	0.000	14.200	12.200	10.000	58.700
				Place: 43T	40T	68*	1	24T	58	66
67	176	Tanner Anderson	GymJam	Diff: 3.100	2.100	1.800	1.600	2.300	1.900	
				Exec: 6.800	5.250	7.300	9.550	5.700	6.950	
				ND:	-1.000	-0.300				
				Final: 9.900	6.350	8.800	11.150	8.000	8.850	53.050
				Place: 70	69	65	67	70	67	67
68	202	Landyn Wernsman	Arizona Prestige	Diff: 2.900	2.300	2.800	2.200	2.100	0.000	
				Exec: 7.350	5.400	7.450	9.150	7.450	0.000	
				ND:		-0.300				
				Final: 10.250	7.700	9.950	11.350	9.550	0.000	48.800
				Place: 68	67	56T	63	69	69*	68
69	123	Luca Nacimiento	GO USA	Diff: 3.600	3.100	0.000	2.400	3.500	0.000	
				Exec: 8.450	8.500	0.000	9.600	8.100	0.000	
				ND:						
				Final: 12.050	11.600	0.000	12.000	11.600	0.000	47.250
				Place: 26*	21T	68*	51T	39T	69*	69
70	160	Eli Potruch	Broadway Gymnastics	Diff: 3.800	0.000	0.000	2.800	3.000	2.300	
				Exec: 8.000	0.000	0.000	9.250	9.500	8.400	
				ND:						
				Final: 11.800	0.000	0.000	12.050	12.500	10.700	47.050
				Place: 37*	71*	68*	50	10T	44T	70

Region 1 Championships

Meet Results

Mar 30 - Apr 3, 2022

Rank	Num	Name	Gym							AA
71	229	Adam Man	Bayshore Elite	Diff: 3.700	0.000	0.000	3.200	0.000	3.300	
				Exec: 7.950	0.000	0.000	9.000	0.000	8.400	
				ND: ---'---	---'---	---'---	---'---	---'---	---'---	
				Final: 11.650	0.000	0.000	12.200	0.000	11.700	35.550
				Place: 41T	71*	68*	45	71*	9T	71
72	141	Jace Hashimoto	Go For It USA	Diff: 0.000	4.200	0.000	0.000	0.000	0.000	
				Exec: 0.000	8.100	0.000	0.000	0.000	0.000	
				ND: ---'---	---'---	---'---	---'---	---'---	---'---	
				Final: 0.000	12.300	0.000	0.000	0.000	0.000	12.300
				Place: 72	9	68*	72	71*	69*	72