

Region 1 Championships

Meet Results

Mar 30 - Apr 3, 2022





JN Qualifiers to Dev Nationals
top 48
top 2 Individual Event
top 5 Region 1 Team

Rank	Num	Name	Gym	Diff							AA
1	105	Collin Flores	WCOGA	JE	Diff: 4.300	4.200	4.100	4.800	4.700	4.100	
					Exec: 8.950	8.100	8.950	8.700	9.000	9.100	
					ND: -----	-----	-----	-----	-----	-----	
					Final: 13.250	12.300	13.050	13.500	13.700	13.200	79.000
					Place: 1	14T	3	10	1	1	1
2	106	Tyler Flores	WCOGA	JE	Diff: 4.100	4.200	4.200	4.800	4.200	3.900	
					Exec: 7.450	9.400	8.600	9.250	9.050	8.400	
					ND: -----	-----	-----	-----	-----	-----	
					Final: 11.550	13.600	12.800	14.050	13.250	12.300	77.550
					Place: 49T	3	5T	4	3T	6T	2
3	204	Eric Hoe	North Valley	R1 Team	Diff: 3.900	4.400	4.200	4.000	4.200	4.100	
					Exec: 8.150	8.150	8.650	9.100	8.800	8.600	
					ND: -----	-----	-----	-----	-----	-----	
					Final: 12.050	12.550	12.850	13.100	13.000	12.700	76.250
					Place: 29T	9	4	23	6	3	3
4	108	Izaiha Mlay	WCOGA	R1 Team	Diff: 4.200	4.100	4.200	4.800	3.500	4.000	
					Exec: 8.300	9.150	8.900	8.800	7.900	8.100	
					ND: -----	-----	-----	-----	-----	-----	
					Final: 12.500	13.250	13.100	13.600	11.400	12.100	75.950
					Place: 6T	4	2	7T	49T	10T	4
5	109	Matthew Navarro	WCOGA	JE	Diff: 3.800	3.400	3.900	4.000	4.300	3.400	
					Exec: 8.600	8.500	8.550	8.850	9.000	8.900	
					ND: -----	-----	-----	-----	-----	-----	
					Final: 12.400	11.900	12.450	12.850	13.300	12.300	75.200
					Place: 10T	18	9	32*	2	6T	5
6	189	Jesse-Lee Pakele	HITS	R1 Team	Diff: 4.400	4.000	3.800	4.800	3.800	3.600	
					Exec: 7.650	8.200	9.000	9.750	6.950	9.200	
					ND: -0.300	-----	-----	-----	-----	-----	
					Final: 11.750	12.200	12.800	14.550	10.750	12.800	74.850
					Place: 41T	17	5T	1	64	2	6
7	245	Elijah Cruz	VGA	R1 Team	Diff: 4.100	3.400	5.100	4.000	4.100	3.800	
					Exec: 8.150	7.350	8.750	9.400	8.100	8.350	
					ND: -----	-----	-----	-----	-----	-----	
					Final: 12.250	10.750	13.850	13.400	12.200	12.150	74.600
					Place: 17T	45T	1	11*	19T	9	7
8	205	Nicholas Lester	North Valley	R1 Team	Diff: 4.200	4.200	4.000	4.800	4.400	3.700	
					Exec: 7.850	8.150	8.600	8.250	8.300	7.900	
					ND: -----	-----	-----	-----	-----	-----	
					Final: 12.050	12.350	12.600	13.050	12.700	11.600	74.350
					Place: 29T	13	7	24T	9T	24*	8
9	124	Kaion Orion	GO USA	JE	Diff: 4.500	4.000	4.100	4.400	4.400	3.800	
					Exec: 8.550	6.500	8.300	9.200	7.800	8.450	
					ND: -----	-----	-----	-----	-----	-----	
					Final: 13.050	10.500	12.400	13.600	12.200	12.250	74.000
					Place: 2	50	10T	7T	19T	8	9
10	224	Eric Chan	Accel		Diff: 3.900	4.400	3.900	4.000	3.500	3.600	
					Exec: 7.400	9.300	8.450	8.750	8.300	8.300	
					ND: -----	-----	-----	-----	-----	-----	
					Final: 11.300	13.700	12.350	12.750	11.800	11.900	73.800
					Place: 59	2	13*	35*	33T	15	10

Region 1 Championships

Meet Results

Mar 30 - Apr 3, 2022







Rank	Num	Name	Gym							AA
11T	203	Ryan Barela	North Valley	Diff: 4.200	4.000	4.100	4.800	4.000	3.800	
				Exec: 8.350	7.500	7.400	9.450	7.850	8.300	
				ND: ---	---	---	---	---	---	
				Final: 12.550	11.500	11.500	14.250	11.850	12.100	73.750
				Place: 5	29T	37	2	30T	10T	11T
11T	230	Aiden Nielson	Legacy	Diff: 4.200	3.200	3.200	4.400	3.900	2.700	
				Exec: 8.700	8.350	8.850	9.550	7.800	8.900	
				ND: ---	---	---	---	---	---	
				Final: 12.900	11.550	12.050	13.950	11.700	11.600	73.750
				Place: 4	27T	22T	6	37T	24T	11T
13	181	Khalen Curry	Head Over Heels	Diff: 4.200	3.000	3.900	4.800	4.100	3.600	
				Exec: 8.850	6.650	8.450	9.350	8.150	8.750	
				ND: -0.100	---	---	---	---	---	
				Final: 12.950	9.650	12.350	14.150	12.250	12.350	73.700
				Place: 3	59	13*	3	16T	4T	13
14	242	Aidan Myers	Bakersfield	Diff: 3.700	4.200	3.300	4.000	3.300	3.400	
				Exec: 8.250	8.900	8.150	8.700	9.100	8.950	
				ND: ---	---	-0.300	---	---	---	
				Final: 11.950	13.100	11.150	12.700	12.400	12.350	73.650
				Place: 32T	5	46T	39*	14	4T	14
15	139	Aaron Chandler	Go For It USA	Diff: 4.400	3.100	3.600	4.000	3.300	3.300	
				Exec: 7.900	8.100	8.400	9.600	9.300	8.500	
				ND: ---	---	---	---	---	---	
				Final: 12.300	11.200	12.000	13.600	12.600	11.800	73.500
				Place: 13T	38	25	7T	11	17T	15
16	152	Ryan Crockett	EGA	Diff: 4.100	3.900	4.400	4.000	3.700	3.400	
				Exec: 7.600	9.100	7.950	9.050	8.300	7.800	
				ND: ---	---	---	---	---	---	
				Final: 11.700	13.000	12.350	13.050	12.000	11.200	73.300
				Place: 45	6*	13T	24*	26T	35T	16
17	252	Ajeeth Iyer	EGA	Diff: 4.200	3.300	3.800	4.000	3.300	3.400	
				Exec: 7.400	9.150	8.400	9.400	9.050	8.050	
				ND: ---	---	-0.300	---	---	---	
				Final: 11.600	12.450	11.900	13.400	12.350	11.450	73.150
				Place: 47T	10T	29	11*	15	33	17
18	165	Skylar Graves	USA Youth Fitness	Diff: 4.300	2.700	3.600	4.000	3.400	3.300	
				Exec: 7.900	8.400	8.800	9.300	9.350	8.300	
				ND: ---	-0.300	---	---	---	---	
				Final: 12.200	10.800	12.400	13.300	12.750	11.600	73.050
				Place: 19T	44	10T	14*	8	24*	18
19	118	Chris Brundage	Arizona Olympian	Diff: 4.000	3.500	4.100	4.000	3.300	3.100	
				Exec: 7.750	8.000	7.850	9.200	9.600	8.600	
				ND: ---	---	---	---	---	---	
				Final: 11.750	11.500	11.950	13.200	12.900	11.700	73.000
				Place: 41T	29T	26*	18*	7	19T	19
20	138	Elijah Ariss	Go For It USA	Diff: 4.300	3.300	3.800	4.000	3.900	3.300	
				Exec: 8.000	7.550	8.150	8.950	9.200	8.350	
				ND: ---	---	---	---	---	---	
				Final: 12.300	10.850	11.950	12.950	13.100	11.650	72.800
				Place: 13T	42T	26T	27*	5	21T	20

Region 1 Championships

Meet Results

Mar 30 - Apr 3, 2022







Page: 3
 Printed: 4/2/2022 12:29:02 PM
 Men / 10 / 18 yrs.,19 yrs
 Session: 03

Rank	Num	Name	Gym							AA
21T	1047	Brandon Elias	GO USA	Diff: 4.000	4.500	3.500	4.000	3.800	2.900	
				Exec: 8.450	6.250	8.650	9.350	7.550	8.950	
				ND: ---'---	---	---	---	---	---	
				Final: 12.450	10.750	12.150	13.350	11.350	11.850	71.900
				Place: 8T	45T	19T	13	51T	16	21T
21T	225	Andrew Kerzhner	Accel	Diff: 3.400	3.900	3.200	3.200	3.600	2.800	
				Exec: 8.350	8.400	8.550	8.800	8.900	8.800	
				ND: ---'---	---	---	---	---	---	
				Final: 11.750	12.300	11.750	12.000	12.500	11.600	71.900
				Place: 41T	14T	32T	51*	12T	24T	21T
23	114	Will Kinnick	Azarian	Diff: 3.400	4.200	3.400	4.000	3.500	3.500	
				Exec: 8.850	7.150	8.750	9.200	8.200	7.450	
				ND: ---'---	---	---	---	---	---	
				Final: 12.250	11.350	12.150	13.200	11.700	10.950	71.600
				Place: 17T	36T	19T	18*	37T	41T	23
24	142	Kevin Laurino	Go For It USA	Diff: 4.200	3.800	3.600	4.000	4.000	3.500	
				Exec: 6.500	9.100	8.950	8.300	9.250	6.300	
				ND: ---'---	---	---	---	---	---	
				Final: 10.700	12.900	12.550	12.300	13.250	9.800	71.500
				Place: 65	8	8	46*	3T	61T	24
25	182	Brandon Kim	Head Over Heels	Diff: 3.800	2.900	3.300	4.000	3.400	2.800	
				Exec: 8.700	7.400	8.500	8.950	8.850	8.850	
				ND: ---'---	---	---	---	---	---	
				Final: 12.500	10.300	11.800	12.950	12.250	11.650	71.450
				Place: 6T	54	30T	27*	16T	21T	25
26	221	Bryce Cannon	Gymnastics Zone	Diff: 3.800	3.100	4.100	4.000	3.500	3.300	
				Exec: 8.300	8.450	7.850	9.150	8.150	7.700	
				ND: ---'---	---	---	---	---	---	
				Final: 12.100	11.550	11.950	13.150	11.650	11.000	71.400
				Place: 27T	27T	26*	21*	42	40	26
27T	117	Matthew Osgood	Victory	Diff: 2.800	3.300	3.700	4.000	3.400	2.600	
				Exec: 8.700	8.500	8.550	9.050	8.650	8.000	
				ND: ---'---	---	---	---	---	---	
				Final: 11.500	11.800	12.250	13.050	12.050	10.600	71.250
				Place: 51T	21	16	24*	23T	52	27T
27T	129	Tj Bosalet	SCATS	Diff: 4.000	3.600	4.000	4.000	3.500	3.700	
				Exec: 7.850	7.900	8.200	9.300	7.600	7.900	
				ND: -0.300	---	---	---	---	---	
				Final: 11.550	11.500	12.200	13.300	11.100	11.600	71.250
				Place: 49T	29T	17T	14*	58T	24*	27T
29	121	Marqus Miranda	EWG	Diff: 3.600	2.700	4.000	4.000	3.600	2.800	
				Exec: 8.350	8.900	8.400	8.900	8.250	7.700	
				ND: ---'---	---	---	---	---	---	
				Final: 11.950	11.600	12.400	12.900	11.850	10.500	71.200
				Place: 32*	25T	10T	29*	30T	53	29
30	173	Elyas Sharp	Aspire	Diff: 4.100	3.100	3.600	4.800	3.700	2.600	
				Exec: 8.000	7.100	8.550	9.200	8.100	8.300	
				ND: ---'---	---	---	---	---	---	
				Final: 12.100	10.200	12.150	14.000	11.800	10.900	71.150
				Place: 27T	56	19T	5	33T	43T	30

Region 1 Championships

Meet Results







Mar 30 - Apr 3, 2022

Rank	Num	Name	Gym							AA
31	149	Christopher Hou	Seawind	Diff: 3.600	3.600	3.700	4.000	3.600	2.700	
				Exec: 8.700	7.850	8.500	8.850	6.950	9.000	
				ND: ---	---	---	---	---	---	
				Final: 12.300	11.450	12.200	12.850	10.550	11.700	71.050
				Place: 13T	33T	17T	32*	66	19T	31
32	233	Luke Doar	Game Time	Diff: 3.800	3.300	3.300	3.200	3.500	3.100	
				Exec: 6.800	9.100	8.000	9.550	8.750	8.700	
				ND: -0.300	---	---	---	---	---	
				Final: 10.300	12.400	11.300	12.750	12.250	11.800	70.800
				Place: 66	12	41T	35*	16T	17T	32
33	231	Elbert Chang	Game Time	Diff: 4.200	4.200	4.100	3.200	4.100	3.100	
				Exec: 8.200	7.300	7.950	9.250	6.800	8.450	
				ND: -0.100	---	---	---	---	---	
				Final: 12.300	11.500	12.050	12.450	10.900	11.550	70.750
				Place: 13T	29T	22T	44*	62	30T	33
34	119	Daniel Cho	EWG	Diff: 3.500	3.700	3.500	4.000	3.600	3.600	
				Exec: 7.850	7.700	8.550	8.750	8.100	8.050	
				ND: ---	---	-0.300	---	---	---	
				Final: 11.350	11.400	11.750	12.750	11.700	11.650	70.600
				Place: 58	35	32T	35*	37T	21T	34
35	1052	James Wick	Gym NV	Diff: 4.100	3.900	3.700	4.000	3.800	3.900	
				Exec: 8.050	7.750	7.600	9.150	6.550	8.050	
				ND: ---	---	---	---	---	---	
				Final: 12.150	11.650	11.300	13.150	10.350	11.950	70.550
				Place: 22T	24	41T	21*	67	14	35
36	148	Robbie Grangetto	Seawind	Diff: 3.600	2.800	3.400	4.000	3.100	2.000	
				Exec: 8.050	8.950	8.650	9.250	8.650	8.350	
				ND: ---	-0.300	---	---	---	---	
				Final: 11.650	11.450	12.050	13.250	11.750	10.350	70.500
				Place: 46	33T	22T	17	35T	55T	36
37	244	Dylan Cooper	VGA	Diff: 3.600	3.100	3.200	3.200	2.400	2.400	
				Exec: 8.350	8.500	8.600	9.250	8.800	8.700	
				ND: ---	---	---	---	---	---	
				Final: 11.950	11.600	11.800	12.450	11.200	11.100	70.100
				Place: 32*	25T	30T	44*	55T	38T	37
38T	127	Josh Howard	New Hope	Diff: 3.700	2.600	3.300	2.800	3.500	3.300	
				Exec: 8.350	9.700	7.450	8.650	8.050	8.750	
				ND: ---	---	-0.300	---	---	---	
				Final: 12.050	12.300	10.450	11.450	11.550	12.050	69.850
				Place: 29T	14T	58	61T	43T	12T	38T
38T	210	Jacob Faulkner	CGC	Diff: 3.900	3.300	3.000	2.400	2.500	2.800	
				Exec: 8.500	8.050	8.750	9.250	8.150	9.250	
				ND: ---	---	---	---	---	---	
				Final: 12.400	11.350	11.750	11.650	10.650	12.050	69.850
				Place: 10T	36T	32T	55T	65	12T	38T
40	167	Adison Norton	USA Youth Fitness	Diff: 3.000	3.900	2.300	2.400	2.500	2.200	
				Exec: 8.900	8.550	8.750	9.300	9.450	8.550	
				ND: ---	---	---	---	---	---	
				Final: 11.900	12.450	11.050	11.700	11.950	10.750	69.800
				Place: 35T	10T	50	54	28	48T	40

Region 1 Championships

Meet Results







Mar 30 - Apr 3, 2022

Rank	Num	Name	Gym							AA
41	211	Miki Korol	CGC	Diff: 3.900	3.900	3.300	3.200	2.300	2.800	
				Exec: 8.000	9.100	7.350	9.300	7.900	8.450	
				ND: ---	---	---	---	---	---	
				Final: 11.900	13.000	10.650	12.500	10.200	11.250	69.500
				Place: 35T	6*	57	42*	68	34	41
42	217	Ben Etheridge	NCG	Diff: 4.300	2.900	3.100	4.000	3.400	3.300	
				Exec: 6.950	7.850	8.350	9.200	8.750	7.450	
				ND: ---	---	-0.300	---	---	---	
				Final: 11.250	10.750	11.150	13.200	12.150	10.750	69.250
				Place: 60	45T	46T	18*	21T	48T	42
43	172	Arush Kannan	Aspire	Diff: 3.700	4.500	3.000	4.000	3.300	2.600	
				Exec: 7.750	6.150	8.550	8.850	8.400	8.600	
				ND: ---	---	-0.300	---	---	---	
				Final: 11.450	10.650	11.250	12.850	11.700	11.200	69.100
				Place: 53T	48	43T	32*	37T	35T	43
44	239	Liam Bailey	Bakersfield	Diff: 3.400	3.900	3.400	2.400	3.100	2.600	
				Exec: 7.750	7.850	8.650	9.200	8.600	8.500	
				ND: ---	---	-0.300	---	---	---	
				Final: 11.150	11.750	11.750	11.600	11.700	11.100	69.050
				Place: 61	22T	32T	57*	37T	38T	44
45	101	Keenan Berrong	Davis Diamonds	Diff: 4.100	2.700	2.900	4.000	3.100	2.300	
				Exec: 8.300	8.200	8.550	8.900	8.800	7.450	
				ND: ---	---	-0.300	---	---	---	
				Final: 12.400	10.900	11.150	12.900	11.900	9.750	69.000
				Place: 10T	40T	46T	29*	29	63	45
46	107	Connor Folmar	WCOGA	Diff: 3.700	3.300	3.400	4.000	3.700	3.400	
				Exec: 8.200	7.150	7.500	8.700	9.000	6.700	
				ND: ---	---	---	---	---	---	
				Final: 11.900	10.450	10.900	12.700	12.700	10.100	68.750
				Place: 35T	51	53	39*	9T	59T	46
47	159	Ian Paglia	Broadway Gymnastics	Diff: 3.300	3.800	3.300	3.200	3.400	3.300	
				Exec: 8.150	7.350	6.500	9.100	9.100	8.300	
				ND: ---	---	-0.300	---	---	---	
				Final: 11.450	11.150	9.500	12.300	12.500	11.600	68.500
				Place: 53*	39	67T	46T	12T	24*	47
48	144	Kevin Dammers	Gymcats	Diff: 4.000	3.300	3.500	4.000	3.400	3.300	
				Exec: 7.900	6.550	7.500	9.300	8.450	7.500	
				ND: ---	---	-0.300	---	---	---	
				Final: 11.900	9.850	10.700	13.300	11.850	10.800	68.400
				Place: 35T	58	56	14*	30T	46T	48
49	155	Gabriel Miguelino	EGA	Diff: 3.700	3.300	3.500	2.200	3.300	3.600	
				Exec: 8.050	8.450	7.800	9.250	8.200	7.300	
				ND: ---	---	-0.300	---	---	---	
				Final: 11.750	11.750	11.000	11.450	11.500	10.900	68.350
				Place: 41T	22T	51	61T	45*	43T	49
50	241	Sam Morelos	Bakersfield	Diff: 3.900	3.200	3.600	2.400	3.200	2.800	
				Exec: 8.250	7.200	7.750	9.200	8.000	8.700	
				ND: ---	---	---	---	---	---	
				Final: 12.150	10.400	11.350	11.600	11.200	11.500	68.200
				Place: 22*	52	39T	57*	55T	32	50

Region 1 Championships

Meet Results

Mar 30 - Apr 3, 2022







Rank	Num	Name	Gym							AA
51	130	Liam Buley	SCATS	Diff: 3.600	2.900	4.300	4.000	3.300	3.300	
				Exec: 8.850	6.000	7.350	8.900	8.700	7.350	
				ND: ---	---	-0.300	---	---	-0.300	
				Final: 12.450	8.900	11.350	12.900	12.000	10.350	67.950
				Place: 8T	65	39T	29*	26T	55T	51
52	249	Liad Afuta	GW	Diff: 3.800	2.600	3.400	3.200	3.300	2.700	
				Exec: 7.700	6.950	7.550	9.300	8.750	8.500	
				ND: ---	---	---	---	---	---	
				Final: 11.500	9.550	10.950	12.500	12.050	11.200	67.750
				Place: 51T	60T	52	42*	23T	35T	52
53	248	Angel G. Ramos Ramos	VGA	Diff: 3.700	2.900	3.200	3.200	3.500	2.500	
				Exec: 8.500	7.350	7.350	9.550	7.850	8.400	
				ND: ---	---	-0.300	---	---	---	
				Final: 12.200	10.250	10.250	12.750	11.350	10.900	67.700
				Place: 19T	55	59	35*	51T	43T	53
54	218	Ethan Hotelling	NCG	Diff: 3.900	2.300	3.300	3.200	2.700	1.900	
				Exec: 8.250	7.100	7.950	8.950	8.850	8.300	
				ND: ---	---	---	---	---	---	
				Final: 12.150	9.400	11.250	12.150	11.550	10.200	66.700
				Place: 22*	62	43T	50	43T	58	54
55T	168	Robby Glanville	Southwest	Diff: 3.300	2.900	2.800	2.200	2.400	2.200	
				Exec: 8.150	8.950	7.150	9.450	9.100	8.250	
				ND: ---	---	-0.300	---	---	---	
				Final: 11.450	11.850	9.650	11.650	11.500	10.450	66.550
				Place: 53*	19T	66	55T	45T	54	55T
55T	164	Peyton Nagle	Old Pueblo	Diff: 3.400	2.700	2.900	2.400	3.200	2.600	
				Exec: 8.750	8.150	8.800	8.200	7.650	8.100	
				ND: ---	---	-0.300	---	---	---	
				Final: 12.150	10.850	11.400	10.600	10.850	10.700	66.550
				Place: 22T	42T	38	66	63	50T	55T
57	247	Xander Mahana	VGA	Diff: 3.400	2.800	3.300	2.200	3.200	2.900	
				Exec: 8.800	6.400	8.400	8.950	8.250	7.800	
				ND: ---	---	---	---	---	---	
				Final: 12.200	9.200	11.700	11.150	11.450	10.700	66.400
				Place: 19T	63T	36	64	48	50T	57
58	222	Noah Pack	Gymnastics Zone	Diff: 3.600	2.800	3.100	3.200	2.700	2.700	
				Exec: 8.550	7.350	6.900	8.800	8.550	8.100	
				ND: ---	---	---	---	---	---	
				Final: 12.150	10.150	10.000	12.000	11.250	10.800	66.350
				Place: 22T	57	63	51*	54	46T	58
59	214	Ben Venters	CGC	Diff: 4.000	3.800	3.900	3.200	3.500	2.800	
				Exec: 7.100	7.100	5.900	9.450	8.550	6.450	
				ND: ---	---	---	---	---	---	
				Final: 11.100	10.900	9.800	12.650	12.050	9.250	65.750
				Place: 62T	40T	65	41	23T	67	59
60	111	Cooper Kaufman	Cal Sports - South	Diff: 3.800	3.000	2.900	3.200	2.900	2.700	
				Exec: 7.300	7.600	7.200	8.800	9.250	7.000	
				ND: ---	---	---	---	---	---	
				Final: 11.100	10.600	10.100	12.000	12.150	9.700	65.650
				Place: 62T	49	61T	51*	21T	64	60

Region 1 Championships

Meet Results

Mar 30 - Apr 3, 2022

Page: 7
 Printed: 4/2/2022 12:29:02 PM
 Men / 10 / 18 yrs., 19 yrs
 Session: 03

Rank	Num	Name	Gym							AA
61	110	Kilo Yoshida-Ng	WCOGA	Diff: 3.200	2.600	3.500	3.200	2.400	3.200	
				Exec: 8.600	6.000	7.600	8.050	8.900	7.750	
				ND: ---	---	---	---	---	---	
				Final: 11.800	8.600	11.100	11.250	11.300	10.950	65.000
				Place: 40	66	49	63	53	41T	61
62	213	Aj Robertson	CGC	Diff: 4.000	3.800	3.700	3.600	3.200	3.500	
				Exec: 7.600	4.450	6.450	7.950	8.550	8.050	
				ND: ---	---	---	---	---	---	
				Final: 11.600	8.250	10.150	11.550	11.750	11.550	64.850
				Place: 47T	68	60	60	35T	30T	62
63	215	Hunter Hall	KT's All Star	Diff: 3.600	2.800	3.200	2.000	3.300	2.300	
				Exec: 8.250	5.850	6.750	9.600	8.200	8.000	
				ND: ---	-0.300	---	---	---	---	
				Final: 11.850	8.350	9.950	11.600	11.500	10.300	63.550
				Place: 39	67	64	57T	45*	57	63
64	116	Daniel Schneider	Azarian	Diff: 3.300	2.400	3.100	4.000	3.300	2.800	
				Exec: 7.600	4.950	7.750	8.300	8.100	7.300	
				ND: ---	---	---	---	---	---	
				Final: 10.900	7.350	10.850	12.300	11.400	10.100	62.900
				Place: 64	69	54	46*	49T	59T	64
65	235	Aviral Jain	Game Time	Diff: 3.000	2.300	2.100	2.200	2.200	1.700	
				Exec: 8.400	7.250	7.700	8.350	8.800	8.100	
				ND: ---	---	-0.300	---	---	---	
				Final: 11.400	9.550	9.500	10.550	11.000	9.800	61.800
				Place: 56T	60T	67T	67	61	61T	65
66	243	Carson Steele-Ming	Bakersfield	Diff: 3.100	2.700	2.800	2.400	2.400	1.100	
				Exec: 8.300	7.650	8.700	8.650	8.700	7.800	
				ND: ---	---	-0.300	---	---	-3.000	
				Final: 11.400	10.350	11.200	11.050	11.100	5.900	61.000
				Place: 56T	53	45	65	58T	68	66
67	115	Kyle Parica	Azarian	Diff: 3.300	3.500	2.400	4.000	3.200	3.100	
				Exec: 5.200	5.700	8.000	8.300	7.900	6.550	
				ND: ---	---	-0.300	---	---	---	
				Final: 8.500	9.200	10.100	12.300	11.100	9.650	60.850
				Place: 67	63T	61T	46*	58T	65T	67
68	147	Santi Onofre	Sokol Elite	Diff: ---	0.000	3.200	0.000	2.700	2.600	
				Exec: ---	0.000	7.900	0.000	8.450	7.050	
				ND: ---	---	-0.300	---	---	---	
				Final: 0.000	0.000	10.800	0.000	11.150	9.650	31.600
				Place: 68*	70	55	68*	57	65T	68
69	193	Marcus Kushner	Pommel Horse	Diff: ---	5.500	---	---	---	---	
				Exec: ---	8.400	---	---	---	---	
				ND: ---	---	---	---	---	---	
				Final: 0.000	13.900	0.000	0.000	0.000	0.000	13.900
				Place: 68*	1	69*	68*	69*	69*	69
70	157	Josh Cohen	Broadway Gymnastics	Diff: ---	3.400	---	0.000	---	0.000	
				Exec: ---	8.450	---	0.000	---	0.000	
				ND: ---	---	---	---	---	---	
				Final: 0.000	11.850	0.000	0.000	0.000	0.000	11.850
				Place: 68*	19T	69*	68*	69*	69*	70