

2016 Men's Region 1 Championships

Meet Results







Apr 7-10, 2016

Page: 1
Printed: 4/10/2016 8:12:34 PM

Men / 5 / 10 yrs.

Session: 11

Judge's Signatures

Rank	Num	Name	Gym							AA
1	1066	Dylan Cho	Golden State	11.850 1	10.450 12	10.950 5T	10.400 1	10.600 13T	11.450 2	65.700 1
2	891	Miles Walker	Liberty	11.350 7T	10.400 13T	11.450 1	10.150 7T	10.700 6T	10.650 13T	64.700 2
3T	871	Tristan Tebbets	Central Coast	11.100 11	11.550 1	10.400 22	9.700 39*	10.850 4	10.400 19T	64.000 3T
3T	1063	Richard Flippo	GW	11.000 12	10.100 27	11.050 2	9.700 39*	10.750 5	11.400 3	64.000 3T
3T	1064	Santiago Onofre	Sokol	11.350 7T	10.700 7	10.950 5T	9.900 25T	10.500 17	10.600 15	64.000 3T
6	868	Zachary Geisler	CSC Race St.	11.550 3T	10.300 20T	10.900 7T	10.150 7T	10.650 9T	10.400 19T	63.950 6
7	1068	Jacob Gateb	Sokol	11.150 10	10.800 5	10.500 18T	9.750 35T	10.300 22T	11.000 7T	63.500 7
8	1037	Maclane Mirrotto	New Hope	11.450 5T	10.950 4	10.250 25T	10.100 11T	10.700 6T	9.950 33T	63.400 8
9	874	Max Hairabedian	Clovis	10.100 24T	9.500 43	10.850 9	10.300 3	10.700 6T	11.750 1	63.200 9
10	887	Brady Henderson	International	11.450 5T	9.700 35	10.900 7T	9.900 25T	10.600 13T	9.950 33T	62.500 10
11	929	Brighton Foster	VSSG	10.650 16T	10.600 8T	11.000 3T	9.400 55T	10.400 20	10.250 25T	62.300 11
12	934	Shay Bertz	High Sierra	10.550 18T	10.600 8T	10.350 23	9.750 35T	10.150 28T	10.850 11T	62.250 12
13	890	Joshua Larks	Liberty	10.800 14T	11.050 2	9.900 32	9.600 41T	10.650 9T	10.000 30T	62.000 13
14T	875	Xavier Grundler	Demaray's	10.500 20	10.350 17T	10.250 25T	9.800 32T	10.050 32	11.000 7T	61.950 14T
14T	969	Jacob Wetzel	AZ Prestige	10.150 22T	10.150 25T	10.750 12	10.000 16T	10.250 25	10.650 13T	61.950 14T
16	1013	Evan Dow	North County	10.050 26T	10.250 22T	9.550 41T	10.200 6	10.300 22T	11.300 4	61.650 16
17T	1055	Daniel Levi	South Coast	9.700 35T	10.400 13T	9.850 33	9.450 52T	11.050 3	11.150 5	61.600 17T
17T	1053	Shawn Bishop	SCEGA	10.000 29T	10.000 28T	10.150 27T	9.850 29T	10.550 16	11.050 6	61.600 17T
19	1024	Jesse Jizmejjan	IEGA	11.350 7T	8.550 51T	9.750 35T	10.350 2	10.650 9T	10.900 10	61.550 19
20	971	Jayden Johnson	Arizona Olympians	10.100 24T	9.800 32T	11.000 3T	9.500 50T	11.150 2	9.950 33T	61.500 20
21	972	Kyle Boesen	Gym World Central	11.550 3T	10.750 6	9.300 45T	10.100 11T	9.650 45	9.950 33T	61.300 21
22	977	Izzy McGill	Arizona Olympians	10.800 14T	9.650 36T	10.550 16T	10.250 4T	9.950 35T	9.900 39	61.100 22
23	975	Kyle Rhodelander	North Valley	9.750 32T	10.400 13T	10.600 14T	9.300 58	10.450 18T	10.500 16T	61.000 23
24	927	Luke Ungs	VSSG	10.550 18T	10.350 17T	10.550 16T	9.500 50T	10.350 21	9.250 53T	60.550 24

2016 Men's Region 1 Championships

Meet Results

Apr 7-10, 2016

Page: 2
Printed: 4/10/2016 8:12:34 PM

Men / 5 / 10 yrs.

Session: 11

Rank	Num	Name	Gym							AA
25	1006	Andrew Horvatin	New Hope	11.600 2	9.600 39T	9.400 44	10.150 7T	10.150 28T	9.450 48T	60.350 25
26	1032	Rafael Apostol	G.O. USA	10.850 13	9.600 39T	9.300 45T	9.550 45T	10.650 9T	10.250 25T	60.200 26
27	1054	Ian Medina	Payke Gymnastics	8.800 48T	9.250 46T	10.450 21	9.950 21T	11.200 1	10.450 18	60.100 27
28	979	Henry Stevens	Aspire	8.450 55	10.400 13T	10.800 10T	10.000 16T	10.200 26T	10.000 30T	59.850 28
29	905	Hendrix Leung	Top Flight	9.950 31	10.000 28T	9.150 48	10.100 11T	10.000 33T	10.400 19T	59.600 29
30	950	Anthony Gonzalez	HITS	9.700 35T	8.800 48	10.600 14T	9.800 32T	9.700 44	10.950 9	59.550 30
31	1010	Justin Gill	Pacific Coast	8.350 56	10.000 28T	10.800 10T	10.000 16T	9.500 48T	10.850 11T	59.500 31
32T	992	Caleb Vardilos	Pacific Coast	9.550 40	9.600 39T	10.500 18T	9.900 25T	9.500 48T	10.300 24	59.350 32T
32T	906	Taran Vatturi	West Coast	9.250 45T	10.300 20T	10.000 29T	10.250 4T	9.850 37	9.700 43T	59.350 32T
34	993	Carson Ming	American	9.750 32T	9.250 46T	9.750 35T	9.900 25T	10.600 13T	9.550 46	58.800 34
35T	877	William Vosburg	Extreme	10.050 26T	10.150 25T	8.950 52	9.750 35T	10.100 30T	9.650 45	58.650 35T
35T	1018	Gabriel Carpenter	EGA San Diego	10.000 29T	9.950 31	9.050 49T	10.000 16T	9.600 46	10.050 29	58.650 35T
37T	970	Mason Schweikert	Xtreme	9.750 32T	9.600 39T	10.500 18T	9.950 21T	9.750 40T	8.950 57	58.500 37T
37T	976	Camden Cruickshank	Summit	9.350 44	10.200 24	9.450 43	9.600 41T	10.200 26T	9.700 43T	58.500 37T
39	1000	Tommy Bender	SCEGA	8.700 50	11.000 3	10.300 24	9.600 41T	9.400 53T	9.450 48T	58.450 39
40T	899	Lansing Crawford	Stanford	10.200 21	8.350 55	10.650 13	9.850 29T	9.350 57T	9.950 33T	58.350 40T
40T	973	Walter Moffatt	Aspire	9.500 41T	9.650 36T	8.400 57	10.100 11T	10.450 18T	10.250 25T	58.350 40T
42	904	Evan Ho	Top Flight	9.600 39	10.600 8T	8.650 54T	9.800 32T	10.300 22T	9.250 53T	58.200 42
43	978	Samuel Bishop	Old Pueblo	9.250 45T	9.450 44T	9.700 37T	9.950 21T	9.400 53T	10.350 22T	58.100 43
44	879	Brayden Williams	Galaxy	9.650 37T	9.800 32T	8.100 58	10.000 16T	9.800 38T	10.350 22T	57.700 44
45	1008	Nathan Brenner	Broadway	9.650 37T	10.500 11	8.900 53	9.550 45T	9.450 51T	9.300 51T	57.350 45
46	1005	Sebastian Jara	American	10.650 16T	8.450 53T	9.550 41T	10.050 15	9.500 48T	9.050 56	57.250 46
47	889	Hunter Goyert	Liberty	10.050 26T	10.350 17T	9.050 49T	9.550 45T	9.800 38T	8.350 58	57.150 47
48	893	Logan Watts	Oroville	9.050 47	8.700 49	10.000 29T	9.600 41T	9.100 59	10.500 16T	56.950 48

2016 Men's Region 1 Championships

Meet Results







Apr 7-10, 2016

Page: 3

Printed: 4/10/2016 8:12:34 PM

Men / 5 / 10 yrs.

Session: 11

Rank	Num	Name	Gym							AA
49	876	Alec Daveynis	Edge	8.650 51	9.650 36T	9.200 47	9.550 45T	9.750 40T	10.100 28	56.900 49
50	859	Emmitt Katz	Accel	7.400 59	10.250 22T	10.150 27T	9.350 57	9.750 40T	9.750 41T	56.650 50
51	980	Dean Kearn	Arizona Olympians	10.150 22T	7.850 58	9.700 37T	9.750 35T	9.350 57T	9.750 41T	56.550 51
52	974	Jonathan Marriott	Xtreme	8.600 52	7.300 59	9.950 31	9.950 21T	10.100 30T	10.000 30T	55.900 52
53	865	Kohen Rugg	Auburn	8.800 48T	9.450 44T	8.650 54T	9.400 55T	9.550 47	9.950 33T	55.800 53
54	902	Chase Lang	Technique	8.300 57T	8.650 50	9.600 39T	9.450 52T	9.950 35T	9.500 47	55.450 54
55	990	Noah Bialys	Victory	8.300 57T	8.300 56	9.000 51	10.150 7T	9.750 40T	9.800 40	55.300 55
56	873	Aidan Gamez	Clovis	8.500 54	8.450 53T	9.600 39T	9.550 45T	9.400 53T	9.200 55	54.700 56
57	991	Nicolas Cisneros	American	8.550 53	8.050 57	9.800 34	9.450 52T	9.450 51T	9.350 50	54.650 57
58	864	Luca Morrison	AGC	9.400 43	8.550 51T	7.750 59	9.850 29T	9.400 53T	9.300 51T	54.250 58
59	882	Julian Labbe	Gold Star Gymnastics	9.500 41T	9.750 34	8.450 56	8.200 59	10.000 33T	8.050 59	53.950 59