







Region 1 Championships

Meet Results - Multi

Mar 30 - Apr 3, 2022







**JE Qualifiers to Dev Nationals
top 11 or 122.00**

Rank	Num	Name/Gym								AA
1	805	Nixon Miles GO USA	Prelims	Final: 9.400	9.800	9.300	9.500	9.300	9.250	56.550
				D/E: 10.0 / 9.40	9.9 / 9.800	9.8 / 9.300	9.7 / 9.500	9.8 / 9.300	9.9 / 9.250	ND:
			Finals	Final: 12.750	13.750	12.950	13.250	12.900	12.600	78.200
				D/E: 3.7 / 9.050	4.1 / 9.650	3.6 / 9.350	4.0 / 9.250	3.6 / 9.300	3.1 / 9.500	ND:
				Combined Total: 134.750						
2	810	Hayden Brown SCATS	Prelims	Final: 9.550	9.800	9.750	9.250	9.200	8.950	56.500
				D/E: 10.0 / 9.55	9.9 / 9.800	10.0 / 9.75	9.6 / 9.250	9.8 / 9.200	9.7 / 8.950	ND:
			Finals	Final: 12.850	13.850	13.250	12.550	12.500	12.250	77.250
				D/E: 4.0 / 8.850	4.8 / 9.050	4.0 / 9.250	3.2 / 9.350	3.8 / 8.700	3.1 / 9.150	ND:
				Combined Total: 133.750						
3	793	William Rebar Team Legacy	Prelims	Final: 9.800	9.800	9.300	9.350	9.350	9.150	56.750
				D/E: 10.0 / 9.80	9.9 / 9.800	9.8 / 9.300	9.6 / 9.350	9.8 / 9.350	9.8 / 9.150	ND:
			Finals	Final: 12.800	12.950	13.200	12.100	11.700	12.100	74.850
				D/E: 3.5 / 9.300	3.9 / 9.050	3.8 / 9.400	2.4 / 9.700	3.3 / 8.400	3.2 / 8.900	ND:
				Combined Total: 131.600						
4	806	Hunter Reingold GO USA	Prelims	Final: 8.700	9.750	9.150	9.050	9.500	9.150	55.300
				D/E: 9.8 / 8.700	9.9 / 9.750	9.7 / 9.150	9.5 / 9.050	9.9 / 9.500	9.8 / 9.150	ND:
			Finals	Final: 11.450	13.300	12.950	11.800	12.850	12.550	74.900
				D/E: 3.6 / 7.850	4.4 / 8.900	3.4 / 9.550	2.4 / 9.400	3.9 / 8.950	3.3 / 9.250	ND:
				Combined Total: 130.200						
5	792	Connor LaValle Team Legacy	Prelims	Final: 8.700	9.950	9.150	9.050	9.000	9.000	54.850
				D/E: 9.8 / 8.700	10.0 / 9.95	9.8 / 9.150	9.5 / 9.050	9.7 / 9.000	9.8 / 9.000	ND:
			Finals	Final: 12.100	13.050	13.050	11.300	12.650	12.200	74.350
				D/E: 3.4 / 8.700	4.2 / 8.850	3.7 / 9.350	2.2 / 9.100	3.4 / 9.250	3.5 / 8.700	ND:
				Combined Total: 129.200						
6	804	Ethan Ezra GO USA	Prelims	Final: 8.900	9.150	8.450	9.050	8.900	9.000	53.450
				D/E: 9.8 / 8.900	9.8 / 9.150	9.6 / 8.450	9.5 / 9.050	9.8 / 8.900	9.8 / 9.000	ND:
			Finals	Final: 12.500	12.250	12.500	11.700	12.700	12.300	73.950
				D/E: 3.4 / 9.100	3.6 / 8.650	2.8 / 9.700	2.2 / 9.500	3.1 / 9.600	2.9 / 9.400	ND:
				Combined Total: 127.400						
7	827	Blake Satory Gymcats	Prelims	Final: 8.900	9.150	9.350	9.350	9.050	8.300	54.100
				D/E: 9.9 / 8.900	9.8 / 9.150	9.8 / 9.350	9.7 / 9.350	9.8 / 9.050	9.6 / 8.300	ND:
			Finals	Final: 12.750	13.200	11.100	11.750	12.200	12.200	73.200
				D/E: 3.5 / 9.250	3.8 / 9.400	2.9 / 8.200	2.4 / 9.350	3.4 / 8.800	2.8 / 9.400	ND:
				Combined Total: 127.300						

Region 1 Championships

Meet Results - Multi







Mar 30 - Apr 3, 2022

Rank	Num	Name/Gym								AA
8	808	Luc Thomas GO USA	Prelims	Final: 8.000	9.650	9.450	9.400	8.800	7.850	53.150
				D/E: 9.7 / 8.000	9.9 / 9.650	9.8 / 9.450	9.7 / 9.400	9.7 / 8.800	9.7 / 7.850	ND:
			Finals	Final: 12.100	13.300	12.400	11.800	12.150	12.050	73.800
				D/E: 3.4 / 8.700	4.0 / 9.300	3.1 / 9.300	2.4 / 9.400	3.0 / 9.150	2.8 / 9.250	ND:
Combined Total: 126.950										
9	854	Caiden Salado USA Youth Fitness	Prelims	Final: 9.050	9.550	8.800	8.850	8.300	8.600	53.150
				D/E: 9.8 / 9.050	9.9 / 9.550	9.6 / 8.800	9.5 / 8.850	9.7 / 8.300	9.7 / 8.600	ND:
			Finals	Final: 11.200	12.950	12.200	11.800	12.950	12.150	73.250
				D/E: 3.3 / 7.900	3.6 / 9.350	3.0 / 9.200	2.2 / 9.600	3.4 / 9.550	3.1 / 9.050	ND:
Combined Total: 126.400										
10	845	Jeremy Lin Broadway Gymnastics	Prelims	Final: 9.150	9.400	8.550	9.100	8.600	8.650	53.450
				D/E: 9.9 / 9.150	9.9 / 9.400	9.5 / 8.550	9.5 / 9.100	9.7 / 8.600	9.6 / 8.650	ND:
			Finals	Final: 11.700	12.750	12.000	11.500	12.550	12.350	72.850
				D/E: 3.6 / 8.400	3.6 / 9.150	3.3 / 8.700	2.4 / 9.100	3.4 / 9.150	3.1 / 9.250	ND: -0.3
Combined Total: 126.300										
11	874	Dylan Russell Head Over Heels	Prelims	Final: 8.800	8.600	8.700	9.050	8.450	8.500	52.100
				D/E: 9.8 / 8.800	9.7 / 8.600	9.7 / 8.700	9.5 / 9.050	9.5 / 8.450	9.6 / 8.500	ND:
			Finals	Final: 12.250	12.250	12.250	11.150	12.450	11.800	72.150
				D/E: 3.5 / 8.750	3.5 / 8.750	2.7 / 9.550	1.6 / 9.550	3.2 / 9.250	2.8 / 9.000	ND:
Combined Total: 124.250										
12	790	Jaisen Shah Cal Sports - South	Prelims	Final: 8.400	9.100	8.800	8.950	8.500	7.750	51.500
				D/E: 9.7 / 8.400	9.8 / 9.100	9.7 / 8.800	9.5 / 8.950	9.6 / 8.500	9.6 / 7.750	ND:
			Finals	Final: 11.800	12.850	12.050	11.500	12.750	11.700	72.650
				D/E: 3.8 / 8.000	3.7 / 9.150	3.1 / 8.950	2.2 / 9.300	3.4 / 9.350	3.0 / 8.700	ND:
Combined Total: 124.150										
13	858	Jace Warkentien USA Youth Fitness	Prelims	Final: 8.850	9.350	8.700	8.850	8.050	7.950	51.750
				D/E: 9.9 / 8.850	9.8 / 9.350	9.6 / 8.700	9.5 / 8.850	9.6 / 8.050	9.6 / 7.950	ND:
			Finals	Final: 11.350	12.400	11.800	11.900	12.100	11.200	70.750
				D/E: 3.3 / 8.050	3.4 / 9.000	2.9 / 8.900	2.2 / 9.700	3.2 / 8.900	2.8 / 8.400	ND:
Combined Total: 122.500										
14	875	Liam Sink Head Over Heels	Prelims	Final: 8.600	8.100	8.100	8.950	7.950	8.200	49.900
				D/E: 9.9 / 8.600	9.6 / 8.100	9.5 / 8.100	9.5 / 8.950	9.6 / 7.950	9.6 / 8.200	ND:
			Finals	Final: 11.550	11.250	11.250	11.150	11.900	10.900	68.000
				D/E: 3.5 / 8.050	3.1 / 8.150	2.7 / 8.550	1.6 / 9.550	3.2 / 8.700	2.1 / 8.800	ND:
Combined Total: 117.900										

Region 1 Championships

Meet Results - Multi

Mar 30 - Apr 3, 2022

Rank	Num	Name/Gym								AA	
15	876	Malcolm Stable Martinez Head Over Heels	Prelims	Final:	8.350	8.700	8.750	8.800	7.600	7.300	49.500
				D/E:	9.8 / 8.350	9.7 / 8.700	9.6 / 8.750	9.5 / 8.800	9.6 / 7.600	9.5 / 7.300	
				ND:							
			Finals	Final:	12.200	8.400	12.050	11.600	10.700	11.450	66.400
		D/E:	3.8 / 8.400	3.6 / 4.800	2.8 / 9.250	2.4 / 9.200	2.9 / 7.800	2.8 / 8.650			
		ND:									
<u>Combined Total:</u>										<u>115.900</u>	
16	896	Owen Hodges Agility	Prelims	Final:	8.200	8.500	8.200	9.000	6.200	5.000	45.100
				D/E:	9.8 / 8.200	9.7 / 8.500	9.6 / 8.200	9.5 / 9.000	9.5 / 6.200	7.5 / 5.000	
				ND:							
			Finals	Final:	11.050	10.600	11.850	10.800	9.150	11.600	65.050
		D/E:	3.4 / 7.650	3.9 / 6.700	2.9 / 8.950	1.6 / 9.200	2.9 / 6.250	2.9 / 8.700			
		ND:									
<u>Combined Total:</u>										<u>110.150</u>	
17	838	J.R. Deocariza Genesis Gymnastics	Prelims	Final:	---	---	---	---	---	---	0.000
				D/E:							
				ND:							
			Finals	Final:	12.250	12.850	12.100	12.250	12.050	11.800	73.300
		D/E:	3.5 / 8.750	3.8 / 9.050	3.2 / 8.900	3.2 / 9.050	3.5 / 8.550	3.1 / 8.700			
		ND:									
<u>Combined Total:</u>										<u>73.300</u>	