

2016 Men's Region 1 Championships

Meet Results

Mar 14, 2016







Page: 1

Printed: 4/9/2016 12:57 PM

Men / 5 / 11 yrs.

Session: 07

Judge's Signatures

Rank	Num	Name	Gym							AA
1	961	Noah LoBue	Aspire	11.450 1	10.750 7T	11.600 2	10.250 2	11.050 3T	10.950 3T	66.050 1
2	926	Jack Matlock	VSSG	10.950 2	10.900 4	11.150 3	10.050 6T	11.000 5T	11.100 1	65.150 2
3	1073	Jacob Faulkner	North County	10.300 10	11.550 1	10.500 8T	10.200 3	11.350 2	10.350 14T	64.250 3
4	1059	Ben Venters	North County	10.600 5	10.750 7T	10.050 16T	10.150 4	10.800 7	11.000 2	63.350 4
5	916	DeAngelo Arauz	International	10.550 6T	10.300 12	10.350 11T	10.100 5	11.000 5T	10.600 9T	62.900 5
6	957	Adrian Evangelista	Diamondback	10.900 3	9.700 18T	10.900 4	9.450 27	11.050 3T	10.500 12T	62.500 6
7	960	Ryan Barela	North Valley	10.550 6T	9.100 23	10.400 10	10.350 1	10.750 8	10.300 16	61.450 7
8	910	Ethan Ear	Elevate Gymnastics A	10.000 12T	10.650 9	10.550 6T	9.850 14T	10.100 16T	10.150 17T	61.300 8
9T	962	Mark Stone	North Valley	10.150 11	8.700 27	10.350 11T	9.950 8T	11.450 1	10.500 12T	61.100 9T
9T	988	Jay Robertson	Xtreme	9.150 23	10.800 5T	10.250 14	9.600 21T	10.600 10	10.700 7	61.100 9T
11T	941	Angel Ramos	Desert Gymcats	10.350 9	8.950 24	10.800 5	10.050 6T	9.900 18	10.900 5	60.950 11T
11T	1051	James Busch	EWG	9.600 18T	9.700 18T	10.550 6T	9.900 10T	10.550 11	10.650 8	60.950 11T
13	936	Brandon Araya	Gymnastics Nevada	9.850 14T	10.400 11	10.000 18	9.950 8T	10.250 12T	10.350 14T	60.800 13
14	956	Vincent Cochrane	North Valley	8.850 27	9.900 14T	12.000 1	9.600 21T	10.250 12T	9.950 20T	60.550 14
15	1021	Zack Trezona	SCEGA	8.700 28	10.600 10	10.500 8T	9.550 25T	10.650 9	9.550 25	59.550 15
16	958	Derek Eudey	USA Flairs	9.600 18T	10.950 3	9.950 19T	9.700 19	9.500 22	9.750 23T	59.450 16
17	913	Liam Harper	Gymnastics Zone	9.850 14T	9.750 17	9.450 24	9.800 17T	9.550 21	10.800 6	59.200 17
18T	1026	Lucas Vorkoper	Sea Wind Gymnastics	8.950 24T	11.250 2	10.100 15	9.600 21T	8.900 30	9.950 20T	58.750 18T
18T	1036	Daniel Romanchenko	South Coast	9.200 22	9.700 18T	9.400 25	9.800 17T	9.700 20	10.950 3T	58.750 18T
20	914	Lukas Rieken	Gymnastics Zone	9.350 21	9.350 22	10.050 16T	9.900 10T	9.300 23T	10.600 9T	58.550 20
21	919	Elijah Stieger	Performance Athletic	10.000 12T	9.850 16	9.100 27	9.650 20	9.300 23T	9.850 22	57.750 21
22T	922	Joel Taylor	Technique	8.050 32	10.800 5T	9.950 19T	8.950 32	9.800 19	10.150 17T	57.700 22T
22T	1019	Elias Blanca	American	9.600 18T	9.500 21	9.800 21	9.850 14T	10.200 15	8.750 30	57.700 22T
24	959	Jordan Harvey	USA Flairs	8.600 29	8.450 29	10.300 13	9.900 10T	9.150 26	10.600 9T	57.000 24

2016 Men's Region 1 Championships

Meet Results







Mar 14, 2016

Page: 2

Printed: 4/9/2016 12:57 PM

Men / 5 / 11 yrs.

Session: 07

Rank	Num	Name	Gym							AA
25	947	Kayden Uwekoolani-DeCoite	DGA Maui	9.650 17	8.350 30	9.250 26	9.850 14T	9.050 28	10.050 19	56.200 25
26	931	Elliott Dungan	Gymcats	8.900 26	10.200 13	8.550 31	9.600 21T	9.100 27	9.750 23T	56.100 26
27	1017	Dylan Castillo	KTs All Stars	10.450 8	7.900 31	9.050 28	9.550 25T	10.100 16T	8.550 31	55.600 27
28	911	Christian Tan	Elevate Gymnastics A	8.150 30	8.900 25	9.650 22	9.350 28	10.250 12T	9.000 29	55.300 28
29	907	Caleb Sun	AGC	8.950 24T	8.650 28	9.600 23	9.300 29	9.000 29	9.350 26	54.850 29
30	924	Brian Bucher	Woodland	10.750 4	7.650 32	7.950 32	9.900 10T	9.300 23T	9.100 28	54.650 30
31	909	Owen Seneka	Davis Diamonds	8.100 31	9.900 14T	8.900 29	9.050 31	8.600 31	9.200 27	53.750 31
32	949	Samuel McCulloch	HITS	9.850 14T	8.750 26	8.800 30	9.250 30	7.650 32	8.400 32	52.700 32