

2016 Region 1 Technical Sequences

Meet Results - Multi

Mar 23, 2016





Page: 1

Printed: 4/9/2016 8:46 PM

Men / TS / 11-12

Session: 9

Judge's Signatures

Rank	Num	Name/Gym								AA
1	514	Raydel Gamboa North Valley	Prelims Finals	13.700 9.150	13.300 9.350	13.900 9.450	13.900 9.800	13.100 8.550	13.750 9.800	81.650 56.100
				<u>Combined Total:</u>						<u>137.750</u>
2	406	Landon Wu International	Prelims Finals	13.800 9.350	14.300 9.250	13.750 9.150	12.900 9.150	13.500 9.550	13.500 9.500	81.750 55.950
				<u>Combined Total:</u>						<u>137.700</u>
3	467	Isaiah Drake G.O. USA	Prelims Finals	13.700 9.250	13.900 8.750	13.350 8.700	14.050 9.550	13.400 9.550	13.400 9.100	81.800 54.900
				<u>Combined Total:</u>						<u>136.700</u>
4	357	Tas Hajdu VSSG	Prelims Finals	13.500 9.400	13.850 9.200	13.250 8.900	13.050 9.500	12.500 9.600	12.700 9.450	78.850 56.050
				<u>Combined Total:</u>						<u>134.900</u>
5	413	Mark Berlaga Stanford	Prelims Finals	13.450 9.400	14.000 8.350	12.950 9.250	13.150 9.350	13.150 8.450	11.600 8.950	78.300 53.750
				<u>Combined Total:</u>						<u>132.050</u>
6	495	Levon Chalikyan G.O. USA	Prelims Finals	12.350 8.950	13.400 9.150	12.450 8.700	12.450 9.350	13.450 9.700	12.300 9.350	76.400 55.200
				<u>Combined Total:</u>						<u>131.600</u>
7	404	Tyler Shimizu West Coast	Prelims Finals	13.600 9.250	13.550 9.400	11.650 9.050	13.000 9.400	13.200 9.150	10.400 9.550	75.400 55.800
				<u>Combined Total:</u>						<u>131.200</u>
8	359	Riley Rose Go For It USA	Prelims Finals	13.350 8.700	12.400 8.850	12.900 8.900	12.600 9.200	12.600 8.800	12.850 9.450	76.700 53.900
				<u>Combined Total:</u>						<u>130.600</u>
9T	483	Dylan Yamaguchi SCATS	Prelims Finals	13.250 8.250	13.150 8.500	12.100 8.400	12.200 9.450	13.650 9.250	12.800 9.050	77.150 52.900
				<u>Combined Total:</u>						<u>130.050</u>
9T	512	Joseph Joey Pepe North Valley	Prelims Finals	13.400 8.700	12.650 8.850	11.200 8.900	13.400 9.550	13.050 8.600	12.300 9.450	76.000 54.050
				<u>Combined Total:</u>						<u>130.050</u>
11	417	Matthew Krall CSC Race St.	Prelims Finals	11.900 8.300	14.200 9.200	13.250 7.900	13.250 9.700	13.050 8.600	10.750 9.200	76.400 52.900
				<u>Combined Total:</u>						<u>129.300</u>
12	513	Jagger Zlotoff USA Flairs	Prelims Finals	13.500 8.350	13.850 9.550	12.850 9.100	12.000 9.250	13.300 7.450	11.600 8.150	77.100 51.850
				<u>Combined Total:</u>						<u>128.950</u>
13	403	Sean Shimizu West Coast	Prelims Finals	12.600 8.800	12.750 9.300	12.050 8.950	12.300 9.250	12.400 8.550	11.700 9.200	73.800 54.050
				<u>Combined Total:</u>						<u>127.850</u>

2016 Region 1 Technical Sequences

Meet Results - Multi







Mar 23, 2016

Page: 2

Printed: 4/9/2016 8:46 PM

Men / TS / 11-12

Session: 9

Rank	Num	Name/Gym								AA
14	521	Maxwell Odden North Valley	Prelims	12.350	13.200	13.050	11.550	13.050	11.100	74.300
			Finals	8.750	8.450	9.100	9.550	8.600	8.950	53.400
				<u>Combined Total:</u>						<u>127.700</u>
15	401	Maxwell Taniguchi-King CSC Great Oaks	Prelims	12.150	12.700	12.100	12.750	13.300	11.300	74.300
			Finals	8.250	8.850	8.100	9.450	8.250	8.800	51.700
				<u>Combined Total:</u>						<u>126.000</u>
16	360	Hudson Harms Gymcats	Prelims	12.850	12.350	12.450	12.650	12.650	11.700	74.650
			Finals	8.450	8.750	7.700	9.450	7.600	8.950	50.900
				<u>Combined Total:</u>						<u>125.550</u>
17	486	Ian Jones EWG	Prelims	13.300	12.600	12.350	12.000	12.350	9.000	71.600
			Finals	8.650	9.200	8.600	9.050	8.700	8.900	53.100
				<u>Combined Total:</u>						<u>124.700</u>
18	517	Andrew McGill USA Flairs	Prelims	12.750	11.500	12.050	12.100	11.850	12.050	72.300
			Finals	8.500	8.150	8.150	9.050	8.350	9.250	51.450
				<u>Combined Total:</u>						<u>123.750</u>
19	488	Jenson Molebash Payke Gymnastics	Prelims	11.850	11.100	12.450	11.500	11.700	11.500	70.100
			Finals	8.750	8.700	8.750	9.350	8.250	8.800	52.600
				<u>Combined Total:</u>						<u>122.700</u>
20	519	Eric Hoe North Valley	Prelims	12.000	11.800	11.750	11.800	12.550	11.750	71.650
			Finals	8.300	7.000	8.200	9.150	7.400	9.350	49.400
				<u>Combined Total:</u>						<u>121.050</u>
21	485	Mohamed El.Askary Azarian	Prelims	12.500	11.700	10.600	12.400	12.100	10.550	69.850
			Finals	8.600	8.150	8.150	9.200	7.400	8.750	50.250
				<u>Combined Total:</u>						<u>120.100</u>
22	476	Oliver Sons EWG	Prelims	12.050	11.300	11.500	12.150	12.300	10.750	70.050
			Finals	7.750	6.450	8.150	9.300	8.250	8.100	48.000
				<u>Combined Total:</u>						<u>118.050</u>
23	393	Ashton Anaya Elevate Gymnastics A	Prelims	10.650	11.350	11.750	11.350	11.600	8.450	65.150
			Finals	7.150	7.950	7.200	8.850	7.150	7.900	46.200
				<u>Combined Total:</u>						<u>111.350</u>
24	395	Nathanael Wolters Liberty	Prelims	0.000	12.750	11.200	11.900	11.450	13.150	60.450
			Finals	0.000	8.800	8.050	0.000	8.450	8.400	33.700
				<u>Combined Total:</u>						<u>94.150</u>
25	399	Justin Jones Elevate Gymnastics A	Prelims	11.900	9.650	0.000	11.700	0.000	0.000	33.250
			Finals	8.250	7.550	0.000	9.450	0.000	0.000	25.250
				<u>Combined Total:</u>						<u>58.500</u>