

# 2016 Men's Region 1 Championships

## Meet Results

Apr 7-10, 2016

Page: 1

Printed: 4/9/2016 5:19 PM

Men / 6 / 9 yrs.

Session: 08

Judge's Signatures

Rank	Num	Name	Gym							AA
1	758	Khamaree Thomas	USA Flairs	11.350 3	11.400 1	11.150 2	9.850 10T	10.550 18T	11.400 4	65.700 1
2	689	Nicolas Cruz	HITS	11.250 4T	11.150 2	10.300 11	9.900 8T	11.200 2T	11.300 6	65.100 2
3	826	Evan Wenstad	GymJam	11.250 4T	10.750 6	11.300 1	9.700 22T	10.750 13	11.100 8	64.850 3
4	815	Finely Chin	SCATS	10.350 21	11.000 4	10.800 3T	9.750 16T	11.000 6T	11.450 3	64.350 4
5	828	Wade Nelson	Sokol	11.450 2	10.700 7	10.750 5	10.100 3T	9.150 37	11.750 1	63.900 5
6	754	Robert Carter	Carter's Gymnastics	11.250 4T	10.950 5	10.250 12T	9.750 16T	10.850 9T	10.700 15	63.750 6
7	652	Owen Yee	Head Over Heels	10.950 7T	10.600 8T	10.450 10	9.650 26T	10.850 9T	10.850 11T	63.350 7
8	745	Hunter Garry	AZ Prestige	10.750 10T	10.050 19	10.500 8T	10.050 5	10.950 8	10.850 11T	63.150 8
9	661	Gavin Randolph	VSSG	10.950 7T	10.400 11T	9.850 19	9.800 13T	10.450 21T	11.650 2	63.100 9
10	821	Alex Roehen	Platinum Gymnastics	11.500 1	10.200 15	10.600 6T	10.200 1	10.850 9T	9.500 29	62.850 10
11	831	Caeden Maggiora	Mission Valley YMCA	10.550 14T	9.900 23T	9.425 28	9.850 10T	11.300 1	10.900 10	61.925 11
12	704	Gabriel Gavilan	CSC Race St.	10.400 20	10.250 14	9.500 26	9.600 31T	11.000 6T	11.000 9	61.750 12
13	759	Rex Kerby	USA Flairs	10.650 12T	10.450 10	9.300 30	9.550 34	11.200 2T	10.200 20	61.350 13
14T	1111	Tyler Burgess	Gymcats	10.550 14T	11.100 3	9.600 23T	9.600 31T	9.200 35T	11.200 7	61.250 14T
14T	697	Ryan Mitchell	HITS	10.750 10T	9.900 23T	10.250 12T	9.650 26T	11.050 5	9.650 25	61.250 14T
16	703	David Ramirez	Central Coast	10.450 17T	10.100 16T	9.800 20T	9.750 16T	10.500 20	10.450 19	61.050 16
17	746	Dennis Adorjani	Arrowhead Spinetts	10.950 7T	9.650 29	9.700 22	10.150 2	10.450 21T	10.050 22	60.950 17
18	751	Cormac McCarthy	Aspire	10.650 12T	9.900 23T	10.800 3T	9.300 38T	9.400 32	10.800 13	60.850 18
19	682	Ryan Jacobsen	Elevate Gymnastics A	10.250 22T	10.400 11T	10.600 6T	9.600 31T	11.150 4	8.250 42	60.250 19
20	803	Arthur Suciennik	G.O. USA	9.550 30	9.500 30	9.600 23T	10.100 3T	10.650 14	10.750 14	60.150 20
21	813	Alex Theising	Platinum Gymnastics	9.700 28T	9.800 26T	10.050 14T	9.650 26T	10.800 12	9.550 27T	59.550 21
22	637	Bodi Szabo	Peninsula	9.350 33	10.600 8T	9.900 17T	9.700 22T	10.600 15T	9.300 31T	59.450 22
23	814	Elias Orfino	SCATS	9.750 27	8.400 40	9.900 17T	9.650 26T	10.200 25	11.350 5	59.250 23
24	809	Harry Kim	EWG	8.050 42	9.800 26T	10.500 8T	9.500 35T	10.550 18T	10.550 16T	58.950 24

# 2016 Men's Region 1 Championships

## Meet Results







Apr 7-10, 2016

Page: 2

Printed: 4/9/2016 5:19 PM

Men / 6 / 9 yrs.

Session: 08

Rank	Num	Name	Gym							AA
25	665	Lorenzo Diaz	Go For It USA	10.200 24	10.000 20T	8.250 40	9.850 10T	10.000 26	10.150 21	58.450 25
26	715	Robert McCaffrey	Classic Gymnastics	10.450 17T	10.100 16T	9.250 31	10.000 6T	9.350 33	9.200 34	58.350 26
27	778	Christopher Mead	Broadway	9.900 25	10.100 16T	8.600 33	9.800 13T	10.600 15T	9.250 33	58.250 27
28	679	Eoin Hempenstall	Technique	9.450 31T	8.900 36	10.050 14T	9.750 16T	10.600 15T	9.350 30	58.100 28
29	738	Luke Bender	Gym World Central	9.450 31T	9.400 31	9.800 20T	9.700 22T	9.800 27T	9.300 31T	57.450 29
30	750	Maxwell Betts	Aspire	8.500 39	8.500 38	9.400 29	10.000 6T	9.800 27T	10.500 18	56.700 30
31	659	Richard Calderon	Stanford	9.700 28T	9.200 33	8.400 38T	9.300 38T	10.450 21T	8.900 36T	55.950 31
32	789	Gael Espinoza	Pacific Coast	8.700 37	8.450 39	8.500 36T	9.750 16T	10.350 24	10.000 23	55.750 32
33T	764	Prestin Chu	Old Pueblo	8.450 40	9.100 34	8.500 36T	9.700 22T	9.250 34	10.550 16T	55.550 33T
33T	663	Jace Hashimoto	Go For It USA	8.350 41	9.700 28	9.950 16	8.550 42	9.450 31	9.550 27T	55.550 33T
35	717	Neko Berrong	Davis Diamonds	9.200 35	10.000 20T	8.750 32	9.900 8T	8.450 41	8.850 38	55.150 35
36	701	Cooper Baird	Accel	9.850 26	7.250 43	9.450 27	9.300 38T	9.800 27T	8.950 35	54.600 36
37	664	Jaxson Moore	Go For It USA	9.300 34	9.350 32	8.150 41	9.650 26T	8.200 42	9.600 26	54.250 37
38T	735	Matthew Zeigler	Elevate Gymnastics A	10.500 16	8.950 35	8.550 34T	9.150 41	8.500 40	8.450 41	54.100 38T
38T	753	Brennan Reilly	Biltmore	8.600 38	8.250 42	9.550 25	9.800 13T	9.200 35T	8.700 39	54.100 38T
40	639	Atreyu Lebed	Performance Athletic	10.450 17T	10.000 20T	8.100 42	9.750 16T	8.000 43	7.750 43	54.050 40
41	711	Christopher Otis	Auburn	8.850 36	8.350 41	8.550 34T	9.500 35T	8.600 39	9.850 24	53.700 41
42	736	Deano Roberts	Stanford	10.250 22T	8.800 37	8.400 38T	8.400 43	8.700 38	8.550 40	53.100 42
43	700	Joseph Conley	Accel	6.600 43	10.300 13	7.700 43	9.500 35T	9.500 30	8.900 36T	52.500 43