

2016 Region 1 Technical Sequences

Meet Results - Multi

Mar 23, 2016







Page: 1

Printed: 4/9/2016 8:47 PM

Men / TS / 15-16

Session: 9

Judge's Signatures

Rank	Num	Name/Gym								AA
1	240	Cameron Bock SCATS	Prelims Finals	12.850 9.250	14.400 8.800	15.400 9.400	15.250 9.450	14.000 9.900	14.450 9.400	86.350 56.200
				<u>Combined Total:</u>						<u>142.550</u>
2	106	Brennan Pantazis Gymnastics Nevada	Prelims Finals	15.500 9.600	14.200 7.700	14.150 9.350	15.200 9.450	14.400 9.000	14.150 9.150	87.600 54.250
				<u>Combined Total:</u>						<u>141.850</u>
3	237	Angel Leon Gym World Central	Prelims Finals	15.600 9.650	12.700 7.750	14.750 9.500	14.100 9.700	14.050 9.000	13.200 9.150	84.400 54.750
				<u>Combined Total:</u>						<u>139.150</u>
4	205	Blake Wilson SCEGA	Prelims Finals	15.250 8.950	13.650 7.700	12.800 8.300	14.000 9.150	14.300 8.900	13.950 9.500	83.950 52.500
				<u>Combined Total:</u>						<u>136.450</u>
5	204	Daniel Yoon SCATS	Prelims Finals	15.100 9.200	13.350 8.250	13.400 8.400	13.150 9.300	12.850 9.450	13.900 8.300	81.750 52.900
				<u>Combined Total:</u>						<u>134.650</u>
6	137	Ryan McVay Extreme	Prelims Finals	14.050 8.800	12.400 8.650	13.950 8.700	13.800 8.750	13.750 9.050	13.650 9.000	81.600 52.950
				<u>Combined Total:</u>						<u>134.550</u>
7	149	Thomas Lee Stanford	Prelims Finals	14.100 8.700	12.450 7.950	14.050 8.800	13.200 9.350	13.200 8.550	13.900 9.050	80.900 52.400
				<u>Combined Total:</u>						<u>133.300</u>
8	203	Brandon Hsu SCATS	Prelims Finals	13.300 8.450	12.650 7.350	13.200 8.350	13.950 9.600	13.950 9.250	13.250 9.150	80.300 52.150
				<u>Combined Total:</u>						<u>132.450</u>
9	102	Eric DeLuna VSSG	Prelims Finals	14.900 8.850	12.200 6.900	13.200 8.350	14.000 9.300	13.800 8.700	11.950 9.150	80.050 51.250
				<u>Combined Total:</u>						<u>131.300</u>
10	187	Joe Dixon Victory	Prelims Finals	12.200 8.750	13.350 8.400	12.350 7.700	14.300 9.500	13.950 8.900	12.150 9.050	78.300 52.300
				<u>Combined Total:</u>						<u>130.600</u>
11	213	Christopher Osgood Victory	Prelims Finals	13.650 8.450	12.650 7.550	13.000 8.650	14.200 9.300	13.500 7.650	12.800 8.950	79.800 50.550
				<u>Combined Total:</u>						<u>130.350</u>
12T	190	Benjamin Allins G.O. USA	Prelims Finals	12.900 9.150	13.200 5.250	13.400 8.250	12.650 9.400	14.050 9.500	12.850 8.600	79.050 50.150
				<u>Combined Total:</u>						<u>129.200</u>
12T	236	Brady Yamamoto Aspire	Prelims Finals	13.550 9.100	11.950 6.950	13.300 8.550	14.550 9.600	12.100 8.250	12.100 9.200	77.550 51.650
				<u>Combined Total:</u>						<u>129.200</u>

2016 Region 1 Technical Sequences

Meet Results - Multi







Mar 23, 2016

Page: 2

Printed: 4/9/2016 8:47 PM

Men / TS / 15-16

Session: 9

Rank	Num	Name/Gym								AA
14	198	Allen Shadan Azarian	Prelims	13.300	12.800	13.450	12.650	14.450	12.900	79.550
			Finals	8.900	6.850	7.300	8.600	8.700	9.150	49.500
				<u>Combined Total:</u>						<u>129.050</u>
15	210	Caleb Rickard Sokol	Prelims	13.350	11.400	13.200	14.000	13.550	13.600	79.100
			Finals	8.650	6.550	7.700	9.600	8.550	8.200	49.250
				<u>Combined Total:</u>						<u>128.350</u>
16	196	Joseph Taka Giese Azarian	Prelims	12.700	10.800	13.700	14.200	12.750	12.150	76.300
			Finals	8.850	7.550	8.150	8.900	9.100	9.200	51.750
				<u>Combined Total:</u>						<u>128.050</u>
17	209	Matthew Randolph Payke Gymnastics	Prelims	14.200	13.050	13.150	12.450	13.400	12.550	78.800
			Finals	8.850	7.650	7.750	6.700	8.250	8.950	48.150
				<u>Combined Total:</u>						<u>126.950</u>
18	161	Cameron Ngai Elevate Gymnastics A	Prelims	12.750	13.250	11.750	13.300	12.400	12.400	75.850
			Finals	8.250	7.700	7.950	8.950	8.500	8.650	50.000
				<u>Combined Total:</u>						<u>125.850</u>
19	193	Angel Haro Payke Gymnastics	Prelims	13.900	9.850	12.800	13.900	13.300	14.400	78.150
			Finals	8.950	5.300	8.150	8.750	8.000	8.350	47.500
				<u>Combined Total:</u>						<u>125.650</u>
20	155	Kyle Abe CSC Race St.	Prelims	13.500	11.900	12.750	14.500	13.300	12.200	78.150
			Finals	7.750	5.200	7.950	9.050	8.200	8.500	46.650
				<u>Combined Total:</u>						<u>124.800</u>
21	156	Elijah Nuno Liberty	Prelims	13.100	12.900	11.250	12.900	12.900	12.600	75.650
			Finals	8.650	7.050	5.400	7.300	8.000	8.900	45.300
				<u>Combined Total:</u>						<u>120.950</u>
22	107	Corban Cocanour Gymnastics Nevada	Prelims	13.450	11.900	11.100	12.500	13.100	12.150	74.200
			Finals	8.450	6.150	6.250	9.000	7.050	8.350	45.250
				<u>Combined Total:</u>						<u>119.450</u>