

Region 1 Championships

Meet Results







Mar 30 - Apr 3, 2022

Qualifiers to Westerns
top 58
top 18 Individual Events

Men / 7 / All Ages

Session: 01







Judge's Signatures

Rank	Num	Name	Gym							AA
1	746	Aristotle Ralls	South Coast	Diff: 2.500	2.600	2.300	2.200	2.400	2.100	
				Exec: 8.650	9.200	8.300	9.100	9.250	8.950	
				ND: ---	---	---	---	---	---	
				Final: 11.150	11.800	10.600	11.300	11.650	11.050	67.550
				Place: 19T	1	40T	17*	3T	3	1
2	715	Roman Colosimo	Gymcats	Diff: 2.400	2.200	2.100	2.400	2.200	2.100	
				Exec: 8.600	9.400	9.250	8.350	9.300	8.900	
				ND: ---	---	---	---	---	---	
				Final: 11.000	11.600	11.350	10.750	11.500	11.000	67.200
				Place: 27*	2	4T	61T	13*	4*	2
3	735	Collin Edwards	CCG	Diff: 2.400	1.700	2.100	2.200	2.200	2.100	
				Exec: 9.250	8.050	9.400	9.450	9.350	8.450	
				ND: ---	---	---	---	---	---	
				Final: 11.650	9.750	11.500	11.650	11.550	10.550	66.650
				Place: 3T	29*	1	6*	7*	12*	3
4	701	Lance Bingham	Arizona Olympian	Diff: 2.200	2.100	2.100	1.600	2.100	2.100	
				Exec: 9.100	8.600	9.100	9.450	9.300	8.650	
				ND: ---	---	---	---	---	---	
				Final: 11.300	10.700	11.200	11.050	11.400	10.750	66.400
				Place: 15	8T	10*	33*	18*	7T	4
5	757	Cooper Dammann	TKG	Diff: 3.100	2.300	2.300	2.400	2.100	2.200	
				Exec: 8.450	8.250	7.700	9.450	9.400	8.550	
				ND: ---	---	---	---	---	---	
				Final: 11.550	10.550	10.000	11.850	11.500	10.750	66.200
				Place: 5T	11	65T	1	13T	7T	5
6	740	Carter Gaedtke	High Sierra	Diff: 2.400	1.600	2.200	1.600	2.300	2.200	
				Exec: 8.750	8.650	9.150	9.750	9.050	8.400	
				ND: ---	---	---	---	---	---	
				Final: 11.150	10.250	11.350	11.350	11.350	10.600	66.050
				Place: 19T	17*	4T	13T	24T	11	6
7	767	George Slater	Bayshore Elite	Diff: 2.200	2.100	2.300	1.600	2.300	1.600	
				Exec: 9.450	8.900	8.850	9.500	9.250	7.800	
				ND: ---	---	---	---	---	---	
				Final: 11.650	11.000	11.150	11.100	11.550	9.400	65.850
				Place: 3T	5	13	32	7T	48T	7
8	700	Youssef Alsakka	Arizona Olympian	Diff: 2.200	2.100	2.100	2.200	2.300	2.100	
				Exec: 9.200	7.800	8.750	9.450	9.100	8.450	
				ND: ---	---	---	---	---	---	
				Final: 11.400	9.900	10.850	11.650	11.400	10.550	65.750
				Place: 12T	23*	26*	6*	18T	12*	8
9	713	Matthew Baiungo	Gymcats	Diff: 2.300	1.600	2.100	2.200	2.100	1.600	
				Exec: 8.750	8.350	9.200	8.950	9.500	9.050	
				ND: ---	---	---	---	---	---	
				Final: 11.050	9.950	11.300	11.150	11.600	10.650	65.700
				Place: 26	22	6	28T	5*	10	9
10	717	Seth Koda	Gymcats	Diff: 2.200	2.100	2.100	2.400	2.200	2.100	
				Exec: 8.150	8.500	8.900	9.300	9.250	8.450	
				ND: ---	---	---	---	---	---	
				Final: 10.350	10.600	11.000	11.700	11.450	10.550	65.650
				Place: 65*	10	16*	3*	16T	12*	10

Region 1 Championships

Meet Results







Mar 30 - Apr 3, 2022

Rank	Num	Name	Gym							AA
11	766	Tyler Shub	Bayshore Elite	Diff: 2.200	1.700	2.100	2.400	2.200	1.500	
				Exec: 9.250	9.250	9.300	8.400	9.350	8.850	
				ND: ---	---	---	---	---	-1.000	
				Final: 11.450	10.950	11.400	10.800	11.550	9.350	65.500
				Place: 10T	6T	2T	53T	7*	50	11
12T	704	Ander Sutton	Arizona Olympian	Diff: 2.300	2.100	2.100	1.600	2.200	0.500	
				Exec: 8.700	9.000	8.900	9.700	9.350	9.000	
				ND: ---	---	---	---	---	---	
				Final: 11.000	11.100	11.000	11.300	11.550	9.500	65.450
				Place: 27T	4	16*	17*	7*	45	12T
12T	747	Colin Young	South Coast	Diff: 2.500	2.200	2.200	2.200	2.500	2.100	
				Exec: 8.700	8.750	8.650	9.150	8.800	7.700	
				ND: ---	---	---	---	---	---	
				Final: 11.200	10.950	10.850	11.350	11.300	9.800	65.450
				Place: 16T	6T	26*	13*	27	35T	12T
12T	741	Brian Warburton	High Sierra	Diff: 2.300	1.600	2.100	1.600	2.200	1.600	
				Exec: 9.200	8.800	9.100	9.400	8.800	8.750	
				ND: ---	---	---	---	---	---	
				Final: 11.500	10.400	11.200	11.000	11.000	10.350	65.450
				Place: 8*	13	10*	37*	43*	16T	12T
15	768	Jack Slater	Bayshore Elite	Diff: 2.300	2.100	2.100	2.200	2.400	1.100	
				Exec: 9.200	7.800	9.100	9.150	9.000	8.550	
				ND: ---	---	---	---	---	---	
				Final: 11.500	9.900	11.200	11.350	11.400	9.650	65.000
				Place: 8*	23*	10*	13*	18T	40T	15
16	744	Noah Lin	Peninsula	Diff: 2.500	2.100	2.200	1.600	2.200	2.200	
				Exec: 8.150	8.900	8.000	9.700	8.850	8.500	
				ND: ---	-0.300	---	---	---	---	
				Final: 10.650	10.700	10.200	11.300	11.050	10.700	64.600
				Place: 51T	8T	57*	17*	41*	9	16
17	692	Conner Bates	Gym World Central	Diff: 2.700	2.200	2.200	2.400	2.100	2.200	
				Exec: 8.850	8.300	7.450	9.100	8.700	8.150	
				ND: ---	---	---	---	---	---	
				Final: 11.550	10.500	9.650	11.500	10.800	10.350	64.350
				Place: 5T	12	71T	12	53T	16T	17
18	702	Tyler Pennock	Arizona Olympian	Diff: 2.200	2.100	2.100	1.600	2.200	2.100	
				Exec: 8.600	8.250	8.850	9.250	8.700	8.150	
				ND: ---	---	---	---	---	---	
				Final: 10.800	10.350	10.950	10.850	10.900	10.250	64.100
				Place: 39T	14	19*	51*	48*	18*	18
19	764	Audio Dobson	NCG	Diff: 2.600	1.600	2.100	2.400	2.300	2.100	
				Exec: 8.300	8.200	8.500	9.300	8.200	8.450	
				ND: ---	---	---	---	---	---	
				Final: 10.900	9.800	10.600	11.700	10.500	10.550	64.050
				Place: 33T	26*	40*	3*	61T	12*	19
20	703	Wil Shaffer	Arizona Olympian	Diff: 2.400	1.600	2.100	1.600	2.200	2.100	
				Exec: 8.550	8.400	8.900	9.150	8.900	8.050	
				ND: ---	---	---	---	---	---	
				Final: 10.950	10.000	11.000	10.750	11.100	10.150	63.950
				Place: 31T	21	16*	61*	34*	23T	20

Region 1 Championships

Meet Results







Mar 30 - Apr 3, 2022

Rank	Num	Name	Gym							AA
21	707	Orion Quintanilla	GO USA	Diff: 2.400	1.600	2.200	1.600	2.400	1.000	
				Exec: 8.600	8.550	8.600	9.650	9.400	7.850	
				ND: ---	---	---	---	---	---	
				Final: 11.000	10.150	10.800	11.250	11.800	8.850	63.850
				Place: 27*	19T	30*	21*	1	58	21
22	712	Harri Lubas-Nadal	Go For It USA	Diff: 2.400	1.600	2.200	1.600	2.100	1.600	
				Exec: 9.150	8.700	8.350	9.650	8.400	8.050	
				ND: ---	---	---	---	---	---	
				Final: 11.550	10.300	10.550	11.250	10.500	9.650	63.800
				Place: 5T	15T	46T	21*	61*	40T	22
23	742	Dylan Cho	Diamondback	Diff: 2.300	1.700	2.400	2.200	2.200	2.200	
				Exec: 8.350	6.750	9.000	9.400	9.450	7.600	
				ND: ---	---	---	---	---	---	
				Final: 10.650	8.450	11.400	11.600	11.650	9.800	63.550
				Place: 51*	55T	2T	8*	3T	35T	23
24	714	Zack Ballard	Gymcats	Diff: 2.200	2.100	2.100	1.600	2.200	2.100	
				Exec: 8.950	6.550	8.700	9.150	8.800	8.900	
				ND: ---	---	---	---	---	---	
				Final: 11.150	8.650	10.800	10.750	11.000	11.000	63.350
				Place: 19T	54	30*	61*	43*	4*	24
25	696	Jonas Werley	Gym World Central	Diff: 2.600	2.100	2.600	2.200	2.300	2.200	
				Exec: 8.100	7.550	8.650	9.350	8.400	7.250	
				ND: ---	---	---	---	---	---	
				Final: 10.700	9.650	11.250	11.550	10.700	9.450	63.300
				Place: 48*	33	7T	11	56	46T	25
26T	722	Kyler Mancilla	Seawind	Diff: 2.300	2.100	2.100	1.600	2.100	2.100	
				Exec: 8.500	6.850	9.000	9.150	9.250	8.150	
				ND: ---	---	---	---	---	---	
				Final: 10.800	8.950	11.100	10.750	11.350	10.250	63.200
				Place: 39*	48*	14*	61*	24T	18*	26T
26T	749	Alex Crosby	SBG	Diff: 2.300	2.100	2.200	1.600	2.200	2.100	
				Exec: 8.200	7.350	8.150	9.200	8.800	9.000	
				ND: ---	---	---	---	---	---	
				Final: 10.500	9.450	10.350	10.800	11.000	11.100	63.200
				Place: 64	38T	53*	53*	43*	2	26T
28T	731	Hunter Arnold	USA Youth Fitness	Diff: 2.200	1.700	2.100	1.600	2.200	1.600	
				Exec: 8.450	7.750	9.150	8.650	9.150	8.400	
				ND: ---	---	---	---	---	---	
				Final: 10.650	9.450	11.250	10.250	11.350	10.000	62.950
				Place: 51T	38*	7T	85	24T	28	28T
28T	716	William Gochnour	Gymcats	Diff: 2.100	2.200	2.100	1.600	2.200	2.100	
				Exec: 8.450	8.100	8.400	9.400	8.550	7.750	
				ND: ---	---	---	---	---	---	
				Final: 10.550	10.300	10.500	11.000	10.750	9.850	62.950
				Place: 59*	15T	49*	37*	55	32*	28T
30	691	Will Haas	Team Legacy	Diff: 2.100	1.700	2.100	1.600	2.100	0.500	
				Exec: 9.000	7.750	8.700	9.550	9.450	9.100	
				ND: ---	---	---	---	---	-1.000	
				Final: 11.100	9.450	10.800	11.150	11.550	8.600	62.650
				Place: 24T	38*	30*	28*	7T	63T	30

Region 1 Championships

Meet Results

Mar 30 - Apr 3, 2022







Rank	Num	Name	Gym							AA
31	697	Eric Shiroishi	Payke	Diff: 2.500	1.600	2.100	1.600	2.200	0.900	
				Exec: 8.400	8.650	8.850	9.200	9.500	9.100	
				ND: ---	---	---	---	---	-2.000	
				Final: 10.900	10.250	10.950	10.800	11.700	8.000	62.600
				Place: 33T	17*	19*	53*	2	76T	31
32	718	Alexander Tanouye	Gymcats	Diff: 2.300	2.100	2.200	1.600	2.200	1.000	
				Exec: 8.600	7.700	9.050	9.300	8.750	8.750	
				ND: ---	---	---	---	---	-1.000	
				Final: 10.900	9.800	11.250	10.900	10.950	8.750	62.550
				Place: 33T	26T	7T	47*	47	60T	32
33	688	Brenden Lucy	Davis Diamonds	Diff: 2.200	1.500	2.100	1.600	2.200	1.600	
				Exec: 9.000	7.450	8.500	9.650	9.350	8.200	
				ND: ---	-1.000	---	---	---	---	
				Final: 11.200	7.950	10.600	11.250	11.550	9.800	62.350
				Place: 16T	61	40*	21*	7*	35*	33
34T	728	Devin Jericiau	Broadway Gymnastics	Diff: 2.300	1.600	2.100	1.600	2.100	2.100	
				Exec: 8.450	7.950	8.400	9.600	9.000	6.950	
				ND: ---	---	---	---	---	---	
				Final: 10.750	9.550	10.500	11.200	11.100	9.050	62.150
				Place: 44T	35*	49*	25*	34*	56	34T
34T	772	Jack Sonke	Bakersfield	Diff: 2.400	1.600	2.200	2.000	2.100	1.600	
				Exec: 8.400	8.000	7.800	9.250	9.000	8.800	
				ND: ---	---	---	---	---	-1.000	
				Final: 10.800	9.600	10.000	11.250	11.100	9.400	62.150
				Place: 39T	34	65T	21T	34*	48T	34T
36	748	Ronan Buchbinder Huang	SBG	Diff: 2.400	1.700	2.100	2.200	2.200	1.600	
				Exec: 8.250	7.700	7.650	9.400	8.900	8.000	
				ND: ---	---	---	---	---	---	
				Final: 10.650	9.400	9.750	11.600	11.100	9.600	62.100
				Place: 51*	41T	70	8*	34*	42*	36
37	726	Liam Egan	Broadway Gymnastics	Diff: 2.500	1.600	2.200	1.600	2.100	1.600	
				Exec: 8.600	8.100	8.650	9.400	7.850	7.850	
				ND: ---	---	---	---	---	---	
				Final: 11.100	9.700	10.850	11.000	9.950	9.450	62.050
				Place: 24T	31*	26*	37*	67	46T	37
38T	739	Evan Cooley	High Sierra	Diff: 2.300	1.000	2.200	1.600	2.200	1.100	
				Exec: 9.100	7.100	8.750	9.550	9.050	8.800	
				ND: ---	-1.000	---	---	---	---	
				Final: 11.400	7.100	10.950	11.150	11.250	9.900	61.750
				Place: 12T	70T	19T	28*	28T	30T	38T
38T	732	Dylan Johnson	USA Youth Fitness	Diff: 2.300	1.700	2.200	1.600	2.100	1.600	
				Exec: 8.250	6.200	8.150	9.600	9.500	8.550	
				ND: ---	---	---	---	---	---	
				Final: 10.550	7.900	10.350	11.200	11.600	10.150	61.750
				Place: 59*	62T	53*	25*	5*	23*	38T
38T	706	Grigor Chamichyan	GO USA	Diff: 2.500	1.600	2.300	2.200	2.300	2.200	
				Exec: 8.450	7.750	7.350	9.150	8.900	7.050	
				ND: ---	---	---	---	---	---	
				Final: 10.950	9.350	9.650	11.350	11.200	9.250	61.750
				Place: 31T	43	71T	13*	31	51	38T

Region 1 Championships

Meet Results

Mar 30 - Apr 3, 2022

Page: 5
 Printed: 3/31/2022 7:48:23 PM
 Men / 7 / All Ages
 Session: 01

Rank	Num	Name	Gym							AA
41	698	Preston Hodge	Victory	Diff: 2.200	2.200	1.600	1.600	2.100	1.600	
				Exec: 8.350	8.950	7.850	9.550	7.200	8.450	
				ND: ---	---	---	---	---	---	
				Final: 10.550	11.150	9.450	11.150	9.300	10.050	61.650
				Place: 59T	3	74T	28*	76*	26T	41
42	743	David Grinberg	Peninsula	Diff: 2.400	1.700	2.100	1.600	2.100	2.100	
				Exec: 7.600	8.450	8.650	9.150	8.800	7.950	
				ND: ---	---	---	---	-1.000	---	
				Final: 10.000	10.150	10.750	10.750	9.900	10.050	61.600
				Place: 75	19T	35	61*	68T	26T	42
43	754	Sohan Venkat	CGC	Diff: 2.300	2.300	2.200	1.600	2.200	2.100	
				Exec: 8.350	5.600	8.000	9.400	8.650	8.750	
				ND: ---	---	---	---	---	---	
				Final: 10.650	7.900	10.200	11.000	10.850	10.850	61.450
				Place: 51*	62T	57*	37*	51*	6	43
44	758	Henry Felts	TKG	Diff: 2.100	1.600	2.100	1.600	2.200	1.600	
				Exec: 8.050	6.600	9.000	9.200	8.850	8.600	
				ND: -0.100	---	---	---	---	---	
				Final: 10.050	8.200	11.100	10.800	11.050	10.200	61.400
				Place: 74	59	14*	53*	41*	21T	44
45	719	Aquiles Calderon	Sokol Elite	Diff: 2.600	2.300	2.100	1.600	2.300	1.600	
				Exec: 8.100	6.800	8.600	9.350	7.500	8.250	
				ND: ---	---	---	---	---	---	
				Final: 10.700	9.100	10.700	10.950	9.800	9.850	61.100
				Place: 48*	45T	36*	43*	72T	32T	45
46T	733	Reid Lowinger	USA Youth Fitness	Diff: 2.200	1.600	2.100	1.600	1.600	1.600	
				Exec: 8.400	7.300	8.700	9.350	9.200	8.350	
				ND: ---	-1.000	---	---	---	---	
				Final: 10.600	7.900	10.800	10.950	10.800	9.950	61.000
				Place: 58	62T	30*	43*	53T	29	46T
46T	711	Edmond Manukyan	Technique Gymnastics	Diff: 2.600	1.700	2.100	2.400	2.200	1.100	
				Exec: 8.050	7.200	8.550	8.200	8.800	8.100	
				ND: ---	---	---	---	---	---	
				Final: 10.650	8.900	10.650	10.600	11.000	9.200	61.000
				Place: 51T	50	39	72T	43*	52*	46T
48	762	Loic Weber	TKG	Diff: 2.200	1.600	2.100	1.600	2.200	1.500	
				Exec: 8.650	7.950	8.800	9.450	7.700	8.150	
				ND: ---	---	---	---	---	-1.000	
				Final: 10.850	9.550	10.900	11.050	9.900	8.650	60.900
				Place: 37T	35*	22*	33*	68T	62	48
49	730	Nico Ugarteche	Broadway Gymnastics	Diff: 2.400	1.500	2.100	1.600	2.100	2.000	
				Exec: 9.300	6.300	8.050	9.300	9.000	8.200	
				ND: ---	-1.000	---	---	---	---	
				Final: 11.700	6.800	10.150	10.900	11.100	10.200	60.850
				Place: 2	74	62	47*	34*	21T	49
50	705	Jaydon Thiel	Arizona Olympian	Diff: 2.400	2.100	2.100	1.600	2.100	0.500	
				Exec: 9.050	7.000	8.800	9.400	8.050	8.650	
				ND: ---	---	---	---	---	-1.000	
				Final: 11.450	9.100	10.900	11.000	10.150	8.150	60.750
				Place: 10T	45T	22*	37*	65	72	50







Region 1 Championships

Meet Results

Men / 7 / All Ages

Session: 01







Mar 30 - Apr 3, 2022

Rank	Num	Name	Gym							AA
51	773	J.J. Van Dyke	Bakersfield	Diff: 2.300	1.700	2.100	1.600	2.100	1.000	
				Exec: 7.900	8.050	8.450	9.400	9.000	9.100	
				ND: ---	---	---	---	---	-2.000	
				Final: 10.200	9.750	10.550	11.000	11.100	8.100	60.700
				Place: 73	29*	46*	37*	34*	73	51
52	710	Neel Chandra	Technique Gymnastics	Diff: 2.600	1.700	2.100	2.200	2.200	2.100	
				Exec: 8.550	5.500	8.450	9.100	9.300	6.850	
				ND: ---	---	---	---	---	---	
				Final: 11.150	7.200	10.550	11.300	11.500	8.950	60.650
				Place: 19T	68T	46*	17*	13*	57	52
53	750	Ryan Malingkas	YLGA	Diff: 2.400	1.000	2.200	1.600	2.200	1.500	
				Exec: 8.800	8.250	8.400	9.250	8.700	8.250	
				ND: ---	-1.000	---	---	---	-1.000	
				Final: 11.200	8.250	10.600	10.850	10.900	8.750	60.550
				Place: 16T	58	40T	51*	48*	60T	53
54	765	Nathan Obodovski	NCG	Diff: 2.900	1.600	2.100	2.400	2.100	2.100	
				Exec: 8.500	7.100	8.100	8.100	7.650	7.800	
				ND: ---	---	---	---	---	---	
				Final: 11.400	8.700	10.200	10.500	9.750	9.900	60.450
				Place: 12T	52T	57*	80	74	30T	54
55	769	Noah Kovach	Pacific Coast	Diff: 2.300	1.600	2.100	1.600	2.100	1.000	
				Exec: 8.850	8.100	8.800	9.350	7.200	8.400	
				ND: ---	---	---	---	---	-1.000	
				Final: 11.150	9.700	10.900	10.950	9.300	8.400	60.400
				Place: 19T	31*	22*	43*	76*	68T	55
56	771	Jackson Blythe	Bakersfield	Diff: 2.200	1.600	2.100	1.600	2.100	1.100	
				Exec: 8.700	7.850	8.500	9.100	8.400	8.100	
				ND: ---	-1.000	---	---	---	---	
				Final: 10.900	8.450	10.600	10.700	10.500	9.200	60.350
				Place: 33T	55T	40*	69*	61*	52*	56
57	775	Ryan Feldman	GW	Diff: 2.100	1.600	2.100	1.600	2.100	0.500	
				Exec: 8.450	8.300	7.350	9.200	9.300	8.550	
				ND: ---	---	---	---	---	-1.000	
				Final: 10.550	9.900	9.450	10.800	11.400	8.050	60.150
				Place: 59*	23T	74T	53*	18*	74*	57
58	734	Zander Nolte	USA Youth Fitness	Diff: 2.100	1.700	1.500	1.600	2.100	1.600	
				Exec: 8.700	7.000	8.150	9.000	9.350	8.000	
				ND: ---	---	-1.000	---	---	---	
				Final: 10.800	8.700	8.650	10.600	11.450	9.600	59.800
				Place: 39T	52T	77	72*	16T	42*	58
59	745	Micah Barthel	South Coast	Diff: 2.700	1.500	2.100	2.400	2.200	2.200	
				Exec: 9.400	7.600	8.600	8.000	7.000	8.050	
				ND: ---	-2.000	---	---	---	---	
				Final: 12.100	7.100	10.700	10.400	9.200	10.250	59.750
				Place: 1	70T	36*	81T	78	18T	59
60	761	Fin Weber	TKG	Diff: 2.100	1.600	2.100	1.600	2.100	1.600	
				Exec: 8.200	7.000	7.950	9.200	9.000	8.150	
				ND: ---	-1.000	---	---	---	---	
				Final: 10.300	7.600	10.050	10.800	11.100	9.750	59.600
				Place: 69*	66	64	53*	34*	39	60

Region 1 Championships

Meet Results

Mar 30 - Apr 3, 2022







Rank	Num	Name	Gym							AA
61T	690	Vincenzo Piazza	WCOGA	Diff: 2.400 Exec: 8.250 ND: --- Final: 10.650 Place: 51*	1.400 8.000 -3.000 6.400 78	2.200 8.600 --- 10.800 30*	2.200 8.350 --- 10.550 79	2.100 9.050 --- 11.150 32T	1.600 8.200 --- 9.800 35*	59.350 61T
61T	751	Ian Rodriguez	North Valley	Diff: 2.300 Exec: 8.500 ND: --- Final: 10.800 Place: 39*	1.600 7.400 --- 9.000 47	2.100 8.800 --- 10.900 22*	1.600 9.300 --- 10.900 47*	2.200 8.650 --- 10.850 51*	0.900 8.000 -2.000 6.900 83T	59.350 61T
61T	752	Liam Brunton	CGC	Diff: 2.400 Exec: 8.450 ND: --- Final: 10.850 Place: 37T	1.700 6.600 --- 8.300 57	2.100 8.100 --- 10.200 57*	1.600 9.300 --- 10.900 47*	2.200 8.400 --- 10.600 57T	1.500 8.000 -1.000 8.500 67	59.350 61T
61T	724	Bradley Weis	Seawind	Diff: 2.200 Exec: 8.550 ND: --- Final: 10.750 Place: 44*	2.100 7.300 --- 9.400 41T	2.100 8.500 --- 10.600 40*	1.600 9.200 --- 10.800 53*	2.100 6.900 --- 9.000 80	1.500 8.300 -1.000 8.800 59	59.350 61T
65	737	Asher Spiro	Xtreme Gymnastics	Diff: 2.300 Exec: 7.650 ND: --- Final: 9.950 Place: 76T	2.000 5.500 -1.000 6.500 76*	2.100 8.150 --- 10.250 55T	1.600 9.450 --- 11.050 33*	2.200 9.200 --- 11.400 18T	1.600 8.550 --- 10.150 23*	59.300 65
66	738	Colton Baldwin	High Sierra	Diff: 2.500 Exec: 8.250 ND: --- Final: 10.750 Place: 44T	0.900 8.100 -2.000 7.000 73	2.100 8.400 --- 10.500 49*	1.600 9.150 --- 10.750 61*	2.100 8.500 --- 10.600 57*	1.100 8.500 --- 9.600 42T	59.200 66
67T	759	Matteo Galvagni	TKG	Diff: 2.200 Exec: 8.150 ND: --- Final: 10.350 Place: 65*	1.500 6.550 --- 8.050 60	2.100 8.750 --- 10.850 26*	1.600 9.150 --- 10.750 61*	1.600 9.000 --- 10.600 57T	1.000 8.350 -1.000 8.350 70	58.950 67T
67T	693	Mason Garmus	Vault Gym World Central	Diff: 2.400 Exec: 7.950 ND: --- Final: 10.350 Place: 65T	2.100 6.850 --- 8.950 48*	2.200 7.750 --- 9.950 67T	2.400 9.300 --- 11.700 3*	2.400 7.400 --- 9.800 72T	1.600 6.600 --- 8.200 71	58.950 67T
69	694	Lyosha Kotov	Gym World Central	Diff: 2.500 Exec: 7.250 ND: --- Final: 9.750 Place: 80	2.200 5.000 --- 7.200 68T	2.500 7.950 --- 10.450 52	1.600 8.800 --- 10.400 81*	2.400 8.750 --- 11.150 32T	2.100 7.750 --- 9.850 32*	58.800 69
70	763	Collin Bunsold	NCG	Diff: 2.700 Exec: 7.100 ND: --- Final: 9.800 Place: 78T	1.500 8.350 -1.000 8.850 51	2.300 7.950 --- 10.250 55T	1.600 8.350 --- 9.950 86	2.100 9.150 --- 11.250 28*	1.500 8.100 -1.000 8.600 63T	58.700 70

Region 1 Championships

Meet Results

Mar 30 - Apr 3, 2022

Page: 8
 Printed: 3/31/2022 7:48:23 PM
 Men / 7 / All Ages
 Session: 01







Rank	Num	Name	Gym							AA
71	695	David Titzel	Vault							
			Gym World Central	Diff: 2.600	2.200	2.600	2.400	2.500	1.600	
				Exec: 8.400	5.000	8.100	9.400	8.400	7.300	
				ND: ---	-1.000	---	---	---	-1.000	
				Final: 11.000	6.200	10.700	11.800	10.900	7.900	58.500
				Place: 27T	79	36T	2	48T	78	71
72	760	Gianluca Paladino	TKG	Diff: 2.300	1.600	2.100	1.600	1.600	0.500	
				Exec: 7.950	7.900	7.000	9.200	8.250	8.900	
				ND: ---	---	---	---	---	-1.000	
				Final: 10.250	9.500	9.100	10.800	9.850	8.400	57.900
				Place: 72	37	76	53*	70T	68T	72
73	774	Sean Elmido	Parallel Bars							
			GW	Diff: 2.600	1.600	2.200	2.200	2.100	0.400	
				Exec: 7.350	7.600	7.650	8.150	9.300	8.500	
				ND: ---	---	---	---	---	-2.000	
				Final: 9.950	9.200	9.850	10.350	11.400	6.900	57.650
				Place: 76T	44	69	84	18*	83T	73
74	753	Ellis Thome	CGC	Diff: 2.200	2.000	2.200	1.600	1.700	0.500	
				Exec: 8.550	6.350	8.000	9.100	8.400	8.550	
				ND: ---	-1.000	---	---	---	-1.000	
				Final: 10.750	7.350	10.200	10.700	10.100	8.050	57.150
				Place: 44*	67	57*	69*	66	74*	74
75	777	Sean Harmon	GW	Diff: 2.200	1.600	2.100	1.600	2.200	0.500	
				Exec: 7.350	8.200	7.850	9.450	8.000	6.500	
				ND: ---	---	---	---	---	-1.000	
				Final: 9.550	9.800	9.950	11.050	10.200	6.000	56.550
				Place: 82	26*	67T	33*	64	85	75
76	755	Ian Dahmen	KT's All Star	Diff: 2.200	1.500	1.600	1.600	2.100	0.300	
				Exec: 8.150	6.550	8.500	9.350	9.150	8.450	
				ND: ---	-1.000	---	---	---	-3.000	
				Final: 10.350	7.050	10.100	10.950	11.250	5.750	55.450
				Place: 65*	72	63	43*	28*	86	76
77	689	Konstantin Bocharov	WCOGA	Diff: 2.200	1.400	2.000	1.600	2.000	1.600	
				Exec: 6.750	7.400	7.400	9.000	8.450	7.600	
				ND: ---	-3.000	-1.000	---	-1.000	---	
				Final: 8.950	5.800	8.400	10.600	9.450	9.200	52.400
				Place: 83	81	79	72*	75	52T	77
78	721	Ryan Hurst	Seawind	Diff: 2.200	2.000	2.000	1.600	2.100	0.500	
				Exec: 7.600	5.500	7.550	9.000	6.750	7.800	
				ND: ---	-1.000	-1.000	---	---	-1.000	
				Final: 9.800	6.500	8.550	10.600	8.850	7.300	51.600
				Place: 78T	76*	78	72*	81	80*	78
79	770	Ethan Ramspott	Pacific Coast	Diff: 2.100	1.500	2.000	1.600	2.100	0.500	
				Exec: 7.550	5.100	6.650	9.000	8.500	7.900	
				ND: ---	-1.000	-1.000	---	---	-1.000	
				Final: 9.650	5.600	7.650	10.600	10.600	7.400	51.500
				Place: 81	82	81	72*	57*	79	79
80	727	Eamon Ellis	Broadway Gymnastics	Diff: 2.300	0.000	2.100	1.600	2.100	2.100	
				Exec: 8.250	0.000	7.450	9.000	7.750	7.000	
				ND: ---	---	---	---	---	---	
				Final: 10.550	0.000	9.550	10.600	9.850	9.100	49.650
				Place: 59*	83*	73	72*	70T	55	80

Region 1 Championships

Meet Results

Mar 30 - Apr 3, 2022

Page: 9
 Printed: 3/31/2022 7:48:23 PM
 Men / 7 / All Ages
 Session: 01

Rank	Num	Name	Gym							AA
81	756	Jude Allen	TKG	Diff: 2.200 Exec: 5.800 ND: --- Final: 8.000 Place: 84	0.900 7.650 -2.000 6.550 75	2.100 6.050 --- 8.150 80	1.600 9.000 --- 10.600 72*	1.900 7.500 -2.000 7.400 85	1.000 8.000 -1.000 8.000 76T	48.700 81
82	699	Logan Winter	Victory	Diff: 2.100 Exec: 8.500 ND: -0.300 Final: 10.300 Place: 69T	0.800 8.100 -3.000 5.900 80	0.900 6.400 -2.000 5.300 83	1.600 8.800 --- 10.400 81*	2.100 6.500 --- 8.600 82	0.500 7.800 -1.000 7.300 80*	47.800 82
83	729	Riley Mason	Broadway Gymnastics	Diff: 2.100 Exec: 8.200 ND: --- Final: 10.300 Place: 69*	0.000 0.000 --- 0.000 83*	1.000 7.200 -1.000 7.200 82	1.600 9.100 --- 10.700 69*	1.500 7.000 -1.000 7.500 84	0.500 7.500 -1.000 7.000 82	42.700 83
84	725	Ethan Yi	Seawind	Diff: 2.200 Exec: 8.500 ND: --- Final: 10.700 Place: 48T	0.000 0.000 --- 0.000 83*	0.000 0.000 --- 0.000 84*	1.600 9.150 --- 10.750 61*	1.600 7.500 --- 9.100 79	1.000 8.600 -1.000 8.600 63T	39.150 84
85	723	Luke Sansone	Seawind	Diff: 0.000 Exec: 0.000 ND: --- Final: 0.000 Place: 85*	1.400 6.350 --- 7.750 65	0.000 0.000 --- 0.000 84*	2.200 9.000 --- 11.200 25T	2.100 6.300 --- 8.400 83	1.100 7.450 --- 8.550 66	35.900 85
86	709	Errol Sullivan	GO USA	Diff: 0.000 Exec: 0.000 ND: --- Final: 0.000 Place: 85*	0.000 0.000 --- 0.000 83*	0.000 0.000 --- 0.000 84*	2.200 9.400 --- 11.600 8*	0.000 0.000 --- 0.000 86	2.300 8.850 --- 11.150 1	22.750 86